CITY OF GAHANNA
DEPARTMENT OF PUBLIC SERVICE AND ENGINEERING

DR- -2017

200 S. Hamilton Road
Gahanna, Ohio 43230
Zoning Division: 614-342-4025
zoning@gahanna.gov

DESIGN REVIEW/CERTIFICATE OF APPROPRIATENESS APPLICATION

PLEASE NOTE: This application is not to be considered complete until all documents are received and approved by the Planning & Zoning Administrator.

Project/Property Address or Location: 1330 Stoneridge Rd.	Project Name/Business Name *(if applicable)*: Taco Bell Exterior Remodel

Parcel ID No.(s)	Current Zoning:	Total Acreage:
025-011205-00	C-2 Commercial	1.395

Please check all that apply:

SITE PLAN	LANDSCAPING	BUILDING DESIGN	SIGNAGE	DEMOLITION
☐	☐	☑	☑	☐

Additional Information *(if applicable)*: not part of this app.

APPLICANT INFORMATION *(primary contact)*

Name *(please do not use a business name)*: David Jamison	Address: 7844 Flint Rd, Columbus, OH 43235
E-Mail: dejamison@clarkearchitects.com	Phone No. 740-412-1238

ATTORNEY/AGENT INFORMATION

Name: David Jamison	Address: 7844 Flint Rd, Columbus, OH 43235
E-Mail: dejamison@clarkearchitects.com	Phone No. 740-412-1238

ADDITIONAL CONTACT INFORMATION *(please list all applicable contacts)*

Names: -Contractor: -Developer: -Architect: James Clarke, Clarke Architects, Inc. 7844 Flint Rd, Columbus, OH 43235 614-791-1200 jclarke@clarkearchitects.com	Contact Information (phone no./email):
Property Owner Name: *(if different from Applicant)* CL Companies	Contact Information (phone no./email): Bill Wood, 614-898-4582 bwood@clcompanies.com

APPLICANT SIGNATURE BELOW CONFIRMS THE SUBMISSION REQUIREMENTS HAVE BEEN COMPLETED *(see page 2 & 3)*

I certify that the information on this application is complete and accurate to the best of my knowledge, and that the project as described, if approved, will be completed in accordance with the conditions and terms of that approval.

Applicant Signature: _____ Date: 12/22/16

INTERNAL USE ONLY

Zoning File No. 16120020
PC Meeting Date: _____
PC File No. _____

RECEIVED: Ming
DATE: 12-20-16

PAID: $50.00
DATE: 12-22-16
C.C. ~~CHECK#~~: 7898 $50-

CITY OF GAHANNA
DEPARTMENT OF PUBLIC SERVICE AND ENGINEERING

200 S. Hamilton Road
Gahanna, Ohio 43230
Zoning Division: 614-342-4025
zoning@gahanna.gov

DESIGN REVIEW/CERTIFICATE OF APPROPRIATENESS APPLICATION-SUBMISSION REQUIREMENTS

PLEASE NOTE: This application is not to be considered complete until all documents are received and approved by the Planning & Zoning Administrator.

STAFF USE - INTAKE	TO BE COMPLETED/SUBMITTED BY THE APPLICANT:	APPLICANT YES	APPLICANT N/A	STAFF USE YES	STAFF USE N/A
	1. Review Gahanna Code Section 1197 and/or 1165-signage *(visit www.municode.com)*	✓			
	2. Pre-application conference with staff	✓		✓	
✓	3. Materials List *(see page 4)* – does not apply to demolition applicants	✓		✓	
✓	4. Application & all supporting documents submitted in digital format *email*	✓		✓	
✓	5. Application & all supporting documents submitted in hardcopy format	✓		✓	
✓	6. Authorization Consent Form Complete & Notarized *(see page 6)*	✓		✓	
	PLEASE CONTINUE TO THE APPROPRIATE SECTION OF REQUIREMENTS				
	NOTE: All Plans must be submitted in 8.5x11", 11x17", or 24x36" (folded, not rolled, to 8.5x11")	✓			
	GENERAL REQUIREMENTS				
✓	1. One 24x36 & One 11x17 prints of the plans	✓		✓	
✓	2. Color photographs illustrating the site, buildings, & other existing features as well as adjacent properties (identify photograph location)	✓		✓	
✓	3. A list of all samples to include color names & PMS numbers (required for all exterior materials) – please bring samples to meeting(s)	✓		✓	
	4. Application fee *(New - $50 + $.01 per sq. foot; Amended - $25 + .01 per sq. foot)*	✓		✓	
	5. Color rendering(s) of the project in plan/perspective/or elevation	✓		✓	
	BUILDING CONSTRUCTION, EXTERIOR REMODELING, & ADDITIONS (INCLUDING PARKING LOTS & LANDSCAPING)				
✓	1. SITE PLAN that includes the following: *(include: scale, north arrow, & address)*		✓	✓	
	- *All property & street pavement lines*		✓	✓	
	- *Gross area of tract stated in square feet*		✓		✓
	- *Proposed ingress/egress to the site, including onsite parking area(s), parking stalls, adjacent streets. Delineate traffic flow with directional arrows & indicate location of direction signs or other motorist's aids (if any)*		✓		✓
	- *Location of all existing and proposed buildings on the site*		✓		
	- *Location of all existing (to remain) & proposed lighting standards*		✓		
	- *Breakdown of parking spaces required & spaces provided (see Gahanna Code Section 1163)*		✓		
	- *Provide lot coverage breakdown of building & paved surface areas*		✓		
	2. LANDSCAPE PLAN (including plant list)		✓		
	- *Existing landscaping that will be retained & proposed landscaping shall be differentiated & shown on the plan. The type, size, number, & spacing of all plantings & other landscape features must be illustrated*		✓		
	- *Location of all isolated existing trees having a diameter of six"+; (tree masses may be shown with a diagrammatic outline & a written inventory of individual trees exceeding 6" in caliper)*		✓		
	- *Designation of required buffer screens (if any) between parking area & adjacent property*		✓		
	- *Interior landscaping breakdown for paved surface (see Gahanna Code Section 1163)*		✓		
	3. ELEVATIONS from all sides & related elevations of any existing structures that includes the following: *(include: scale, north arrow, & address)*	✓		✓	
	- *Exterior materials identified*	✓		✓	
	- *Fenestration, doorways, & all other projecting & receding elements of the building exterior*	✓		✓	
	4. LIGHTING STANDARD DRAWING that includes the following: (scaled drawing)		✓		
	- *All sizing specifications*		✓		
	- *Information on lighting intensity (no. of watts, isofootcandle diagram, at least ½ ft. candles req.)*		✓		

CONTINUE TO PAGE 3

CITY OF GAHANNA
DEPARTMENT OF PUBLIC SERVICE AND ENGINEERING

200 S. Hamilton Road
Gahanna, Ohio 43230
Zoning Division: 614-342-4025
zoning@gahanna.gov

	- *Materials, colors, & manufacturer's cut sheet*	✓		✓	
	- *Ground or wall anchorage details*		✓		
	5. *OPTIONAL* REQUIREMENTS AT THE DISCRETION OF PLANNING COMMISSION: - Scale model - Section profiles - Perspective drawing		✓		
	SIGNAGE REQUIREMENTS				
	GENERAL REQUIREMENTS				
✓	1. A list of all samples to include color names & PMS numbers (required for all exterior materials)	✓			
✓	2. Application fee *(One-Tenant - $35; Multi-Tenant - $50)*	✓			
	FREE-STANDING GROUND SIGN REQUIREMENTS				
	1. SITE PLAN that includes the following: *(include: scale, north arrow, & address)*		✓		
	- *All property and pavement lines*		✓		
	- *Proposed ingress/egress to the site, including onsite parking area(s), parking stalls, adjacent streets. Delineate traffic flow with directional arrows & indicate location of direction signs or other motorist's aids (if any)*		✓		
	- *Location of existing and proposed landscaping (refer to Gahanna Section 1165.08)*		✓		
	- *Location & height of all existing (to remain) & proposed signs on the site. Show required setbacks for sign from property lines.*		✓		
	WALL SIGN REQUIREMENTS				
✓	1. SIGN DRAWING that includes the following: (include scaled drawing of each face)	✓			
	- *All size specifications, including the size of letters & graphics*	✓			
	- *Description of sign and frame materials & colors*	✓			
	- *Wall anchorage details (anchorage must be interior to the sign or camouflaged)*	✓			
✓	2. ELEVATIONS (to scale, of the entire wall of the building to which the sign is to be fixed, correctly locating the sign)	✓			
	7. ONE OR MORE OF THE FOLLOWING CONDITIONS MUST EXIST:		✓		
	- *That the building contains no features of special architecture or is not a historical building or culturally significant or is not consistent in design & style with other structures within the district*		✓		
	- *That there exists no viable economic use for the building in its current state or as it might be restored or that there is not a feasible and prudent alternative to demolition and that the approval of the demolition is necessary for the preservation and enjoyment of substantial property rights*		✓		
	- *That the applicant has a definite plan for redevelopment of the site which meets the standards of this Code and the proposed redevelopment will not materially affect adversely the health or safety of persons residing or working in the district where the demolition will occur and will not be materially detrimental to the public welfare or injurious to property or improvements in such neighborhood*		✓		
	8. Application fee *(New - $50 + $.01 per sq. foot; Amended - $25 + .01 per sq. foot)*		✓		

CITY OF GAHANNA
DEPARTMENT OF PUBLIC SERVICE AND ENGINEERING

200 S. Hamilton Road
Gahanna, Ohio 43230
Zoning Division: 614-342-4025
zoning@gahanna.gov

MATERIAL LIST

NOT REQUIRED FOR DEMOLITION APPLICANTS

Item	Manufacturer Name	Color Name	Color Number
Awnings	Everbrite	Tiger Drylac	49/66230
Brick	Stone: Match Existing		
Gutters and Downspout	Internal - Not Exposed		
Lighting	Accuserv 05247-051/052	Dark Bronze	
Roofing	Existing Clay Tile - No Change		
Siding	N/A		
Signs	Everbrite	Tiger Drylac	49/66230
Stucco	Sherwin Williams	Camelback, Clemetas, Rookwood Clay, Umber	SW6122, SW6831, SW2823, SW6146
Trim	Sherwin Williams	Iron Ore	SW7069
Windows	Locknet	Match Existing	Match Existing

CITY OF GAHANNA
DEPARTMENT OF PUBLIC SERVICE AND ENGINEERING

200 S. Hamilton Road
Gahanna, Ohio 43230
Zoning Division: 614-342-4025
zoning@gahanna.gov

INTERNAL USE ONLY

APPLICATION ACCEPTANCE

This application has been reviewed and is considered complete and is hereby accepted by the Zoning Division of the City of Gahanna and shall be:

- ☒ **Forwarded to the City of Gahanna Planning Commission for consideration.**
- ☐ **Forwarded to Administration for consideration (one-tenant signage applications).**

Planning & Zoning Administrator Signature: Bonnie Gard **Date:** 1/5/17

APPROVAL BY THE PLANNING & ZONING ADMINISTRATOR

In accordance with the Codified Ordinances of the City of Gahanna, Ohio, I hereby certify that this project, as stated above, was approved by the Planning & Zoning Administrator on _____. The applicant shall comply with any conditions approved by the Planning & Zoning Administrator and shall comply with all building, zoning and landscaping regulations of the City of Gahanna.

INTERNAL USE ONLY

Planning & Zoning Administrator Signature: _____ **Date:** _____

Chief Building Official Signature: _____ **Date:** _____

Director of Public Service Signature: _____ **Date:** _____

City Engineer Signature: _____ **Date:** _____

This application will be forwarded to Planning Commission read by title at the first regular meeting of Planning Commission following approval by the Planning & Zoning Administrator.

CITY OF GAHANNA
DEPARTMENT OF PUBLIC SERVICE AND ENGINEERING

200 S. Hamilton Road
Gahanna, Ohio 43230
Zoning Division: 614-342-4025
zoning@gahanna.gov

AUTHORIZATION CONSENT FORM

(must sign in the presence of a notary)

If you are filling out more than one application for the same project & address, you may submit a copy of this form with additional applications.

AUTHORIZATION FOR OWNER'S APPLICANT OR REPRESENTATIVE(S)

If the applicant is not the property owner, this section must be completed and notarized.

I, William A. Wood, the owner of the subject property listed on this application, hereby authorize David E. Jamison to act as my applicant or representative(s) in all matters pertaining to the processing and approval of this application, including modifying the project. I agree to be bound by all terms and agreements made by the designated representative.

Property Owner Signature: William A. Wood Date: 12-28-2016

AUTHORIZATION TO VISIT THE PROPERTY

I, William A. Wood, the owner of the subject property listed on this application, hereby authorize City representatives to visit, photograph and post notice *(if applicable)* on the property as described in this application.

Property Owner Signature: William A. Wood Date: 12-28-2016

NOTARY

Subscribed and sworn to before me on this 28th day of December, 2016.

State of Ohio County of FRANKLIN

Notary Public Signature: Stanley Zechariah.

NOTARIAL SEAL STATE OF OHIO

Stanley Zechariah
Notary Public. State of Ohio
My Commission Expires 28-12-16

AGREEMENT TO COMPLY AS APPROVED

I, DAVID JAMISON, the contractor/applicant of the subject property listed on this application, hereby agree that the project will be completed as approved and any proposed changes to the approved plans shall be submitted for review and approval to the Zoning Division staff.

Contractor/Applicant Signature: Date: 12/28/16

NOTARY

Subscribed and sworn to before me on this 28 day of DEC., 2016.

State of Ohio County of Franklin

Notary Public Signature: Kathryn Piatt

KATHRYN PIATT - NOTARY PUBLIC
COMM EXP: JAN 20, 2021
STATE OF OHIO

SAVE APPLICATION

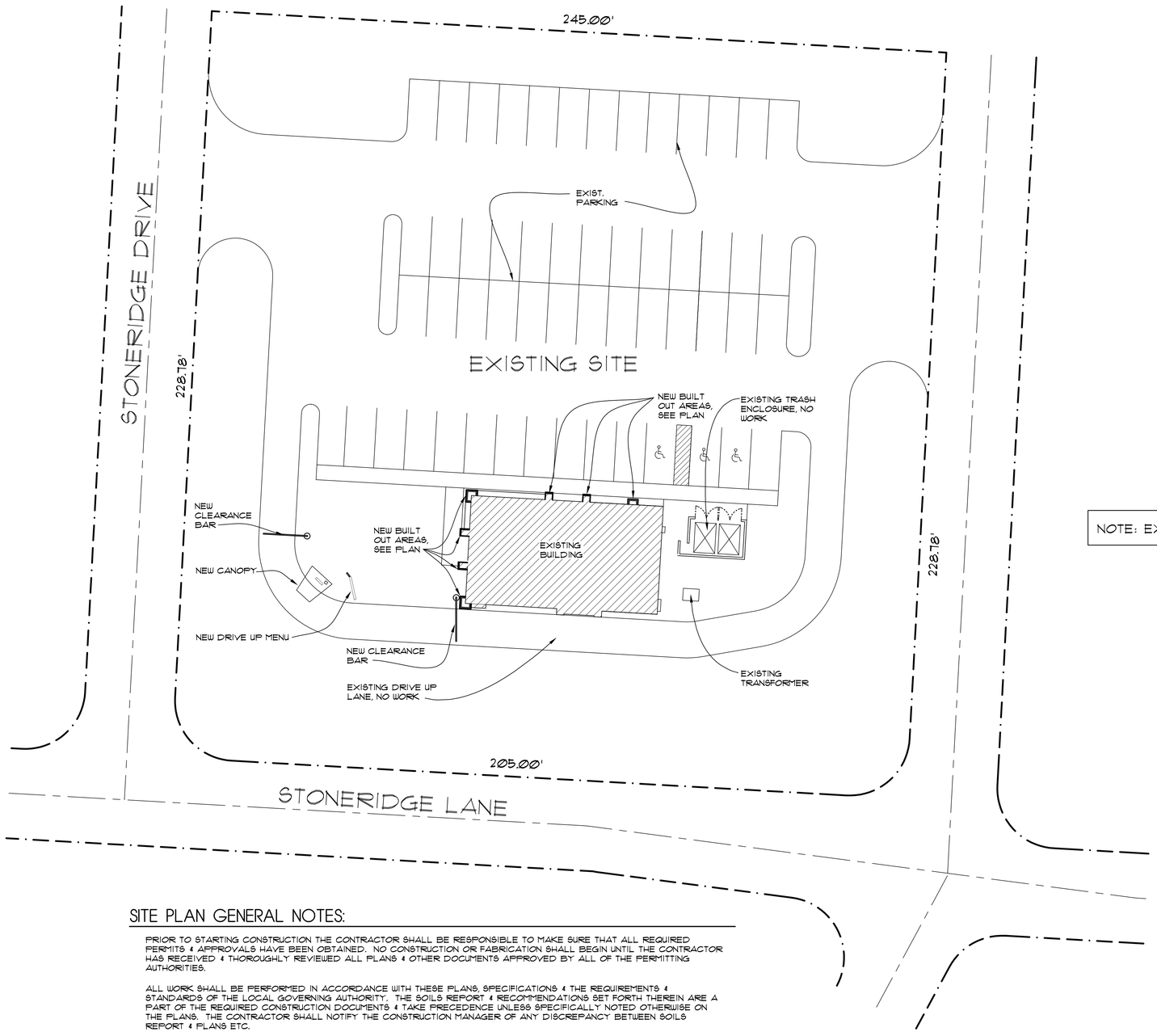

NOTE: EXTERIOR REMODEL - NO SITE WORK

20 40 60

ARCHITECTURAL SITE PLAN

SITE PLAN GENERAL NOTES:

PRIOR TO STARTING CONSTRUCTION THE CONTRACTOR SHALL BE RESPONSIBLE TO MAKE SURE THAT ALL REQUIRED PERMITS & APPROVALS HAVE BEEN OBTAINED. NO CONSTRUCTION OR FABRICATION SHALL BEGIN UNTIL THE CONTRACTOR HAS RECEIVED & THOROUGHLY REVIEWED ALL PLANS & OTHER DOCUMENTS APPROVED BY ALL OF THE PERMITTING AUTHORITIES.

ALL WORK SHALL BE PERFORMED IN ACCORDANCE WITH THESE PLANS, SPECIFICATIONS & THE REQUIREMENTS & STANDARDS OF THE LOCAL GOVERNING AUTHORITY. THE SOILS REPORT & RECOMMENDATIONS SET FORTH THEREIN ARE A PART OF THE REQUIRED CONSTRUCTION DOCUMENTS & TAKE PRECEDENCE UNLESS SPECIFICALLY NOTED OTHERWISE ON THE PLANS. THE CONTRACTOR SHALL NOTIFY THE CONSTRUCTION MANAGER OF ANY DISCREPANCY BETWEEN SOILS REPORT & PLANS ETC.

ALL DIMENSIONS SHOWN ON THE PLANS SHALL BE FIELD VERIFIED BY THE CONTRACTOR PRIOR TO CONSTRUCTION. CONTRACTOR SHALL NOTIFY THE CONSTRUCTION MANAGER IF ANY DISCREPANCIES EXIST, PRIOR TO PROCEEDING WITH CONSTRUCTION, FOR NECESSARY PLAN OR GRADE CHANGES. NO EXTRA COMPENSATION SHALL BE PAID TO THE CONTRACTOR FOR WORK HAVING TO BE REDONE DUE TO DIMENSIONS OR GRADES SHOWN INCORRECTLY ON THESE PLANS IF SUCH NOTIFICATION HAS NOT BEEN GIVEN.

SEE FLOOR PLAN 1/A1.0 FOR THE BLDG WORK. SEE SHEET C1.1 FOR SITE DETAILS

ZONING REVIEW

OWNER:
The C.L. Companies
A Franchise of Taco Bell Corp.
114 Dorchester Sq.
Westerville, Ohio 43081
Phone: (614) 898-5482
Fax: (614) 898-9615
E-Mail: elaeufer@clcompanies.com

ARCHITECT:
CLARKE ARCHITECTS, INC.
7844 Flint Rd.
Columbus, Ohio 43235-6407
Phone: (614) 791-1200
Mobile: (614) 271-8420
E-Mail: jclarke@clarkearchitects.com

DATE: DECEMBER 19 , 2016

CONTRACT DATE: ---
BUILDING TYPE: M90
PLAN VERSION: SEPT. 11, 2015
SITE NUMBER: ---
STORE NUMBER: XXXXX

TACO BELL

1330 STONERIDGE DRIVE
GAHANNA, OHIO 43081

M70
NEW IMAGE - LIVE MAS

SITE PLAN

C1

PLOT DATE: 12-19-16

NAME: CLARKE C:\COMMERCIAL SERVER\COMMERCIAL\CL COMPANY\GAHANNA 2016\REMODEL\0091-SITE.DWG DATE: DEC 07, 2016 TIME: 8:35 AM

NOT USED N.T.S. | 17

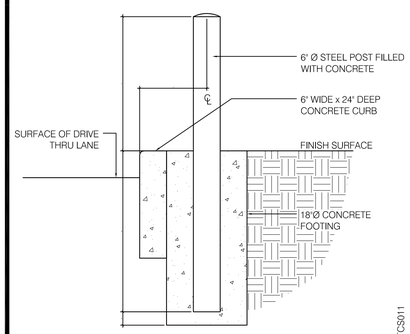

BOLLARD DETAIL 3/4" = 1'-0" | 8

CORNER DIMENSIONS			
RADUS	A	B	C
15'-0"	12'-5"	4'-8"	1'-0"
18'-0"	12'-6"	4'-8"	1'-3"
20'-0"	12'-7"	4'-8"	1'-5"

NOTES
1. IF EXISTING OCB LOCATION IS TO BE REUSED, CENTERLINE OF OCB FOOTING CAN BE BETWEEN 1'-10" AND 2'-10" FROM THE FACE OF CURB.
2. CENTERLINE OF CANOPY FOOTING MUST BE WITHIN 18" OF FACE OF CURB.
3. ALL AREAS OF THE MB MUST BE VISIBLE TO DRIVER LOCATED AT OCB. ASUME DRIVERS LOCATION IS 24" FROM FACE OF CURB, CENTERED ON OCB.
4. CENTER OF MB TO BE 9'-0" TO 12'-0" FROM DRIVERS POINT OF VIEW.

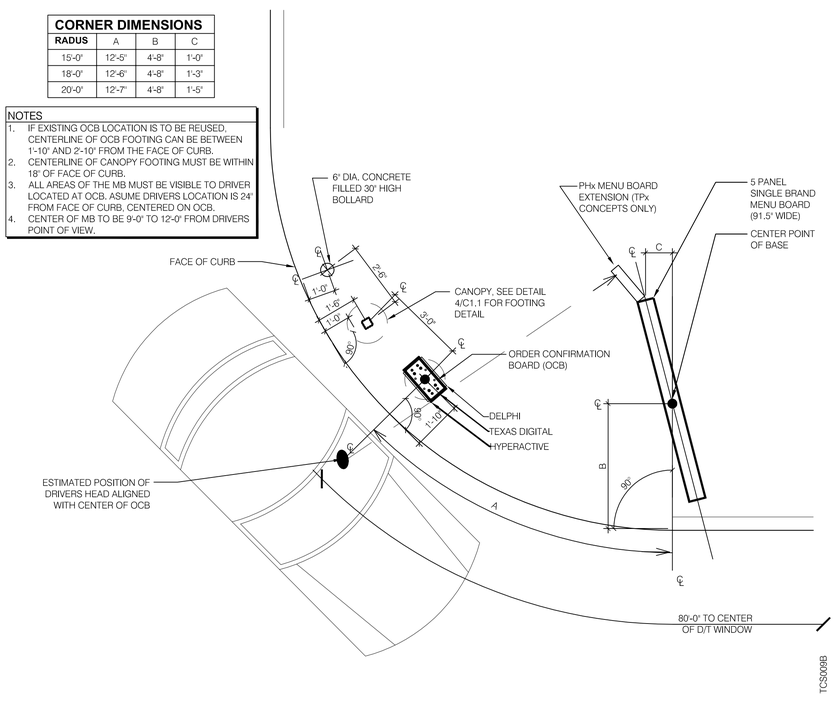

ENLARGED MENU BOARD DETAIL @ CURVED CURB 3/8" = 1'-0" | 10

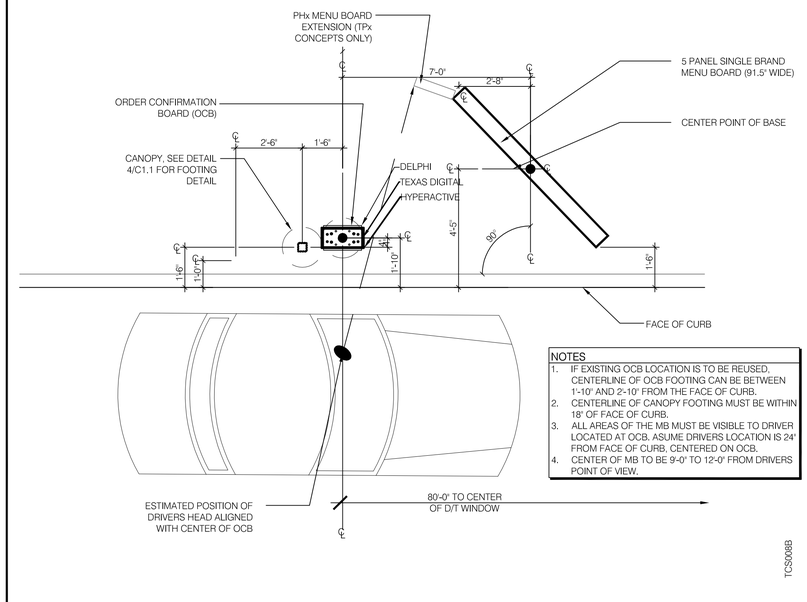

NOTES
1. IF EXISTING OCB LOCATION IS TO BE REUSED, CENTERLINE OF OCB FOOTING CAN BE BETWEEN 1'-10" AND 2'-10" FROM THE FACE OF CURB.
2. CENTERLINE OF CANOPY FOOTING MUST BE WITHIN 18" OF FACE OF CURB.
3. ALL AREAS OF THE MB MUST BE VISIBLE TO DRIVER LOCATED AT OCB. ASUME DRIVERS LOCATION IS 24" FROM FACE OF CURB, CENTERED ON OCB.
4. CENTER OF MB TO BE 9'-0" TO 12'-0" FROM DRIVERS POINT OF VIEW.

ENLARGED MENU BOARD DETAIL @ STRAIGHT CURB 3/8" = 1'-0" | 2

ZONING REVIEW

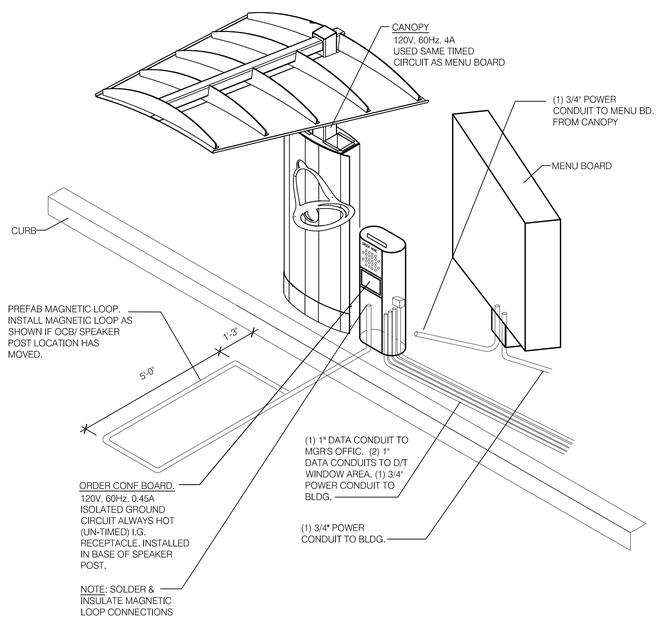

DRIVE-THRU COMMUNICATIONS ISOMETRIC N.T.S. | 16

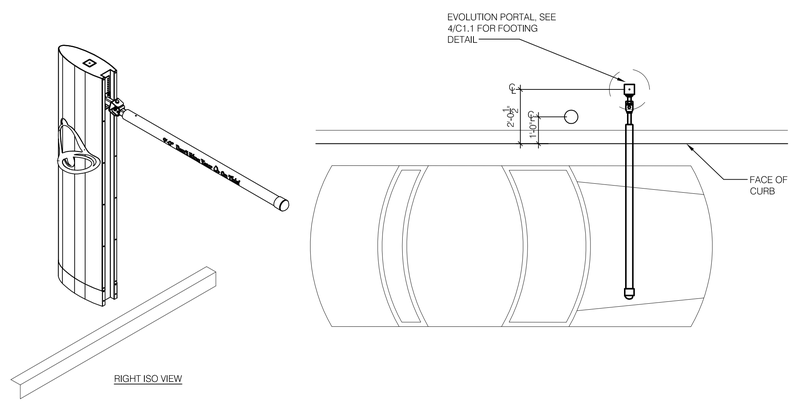

PORTAL PLACEMENT DETAIL 1/2" = 1'-0" | 8

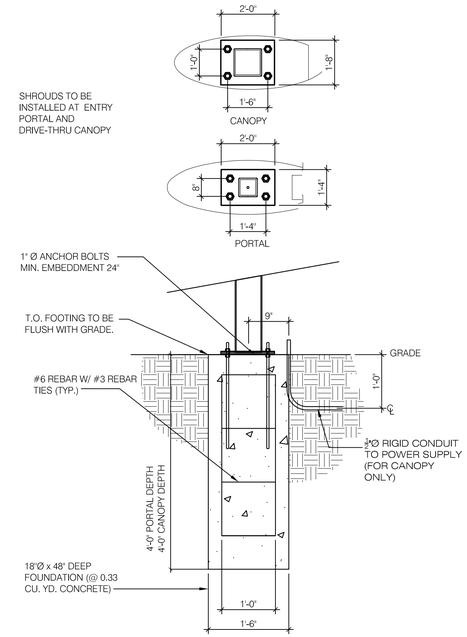

EVOLUTION FOOTING 3/4" = 1'-0" | 4

OWNER:
The C.L. Companies
A Franchise of Taco Bell Corp.
114 Dorchester Sq.
Westerville, Ohio 43081
Phone: (614) 898-5482
Fax: (614) 898-9615
E-Mail: elceuter@clcompanies.com

ARCHITECT:
CLARKE ARCHITECTS, INC.
7844 Flint Rd.
Columbus, Ohio 43235-6407
Phone: (614) 791-1200
Mobile: (614) 271-8420
E-Mail: jclarke@clarkearchitects.com

DATE: DECEMBER 19 , 2016

CONTRACT DATE:	---
BUILDING TYPE:	M90
PLAN VERSION:	SEPT. 11, 2015
SITE NUMBER:	---
STORE NUMBER:	XXXXX

TACO BELL

1330 STONERIDGE DRIVE
GAHANNA, OHIO 43081

M70
NEW IMAGE - LIVE MAS

SITE DETAILS

C1.0

PLOT DATE: 12-19-16

NAME: CLARKE C:\COMMERCIAL SERVER\COMMERCIAL\CL COMPANY\GAHANNA 2016\REMODEL\OC10_SITE DETAILS.DWG DATE: DEC 19, 2016 TIME: 11:45 AM



1 / A1 NORTH ELEVATION
1/4" = 1'-0"

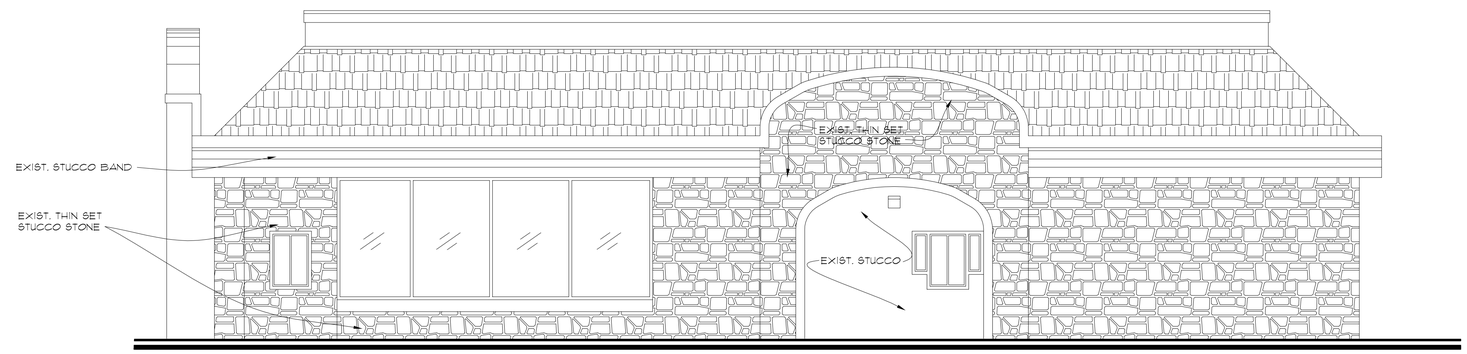

2 / A1 SOUTH ELEVATION
1/4" = 1'-0"

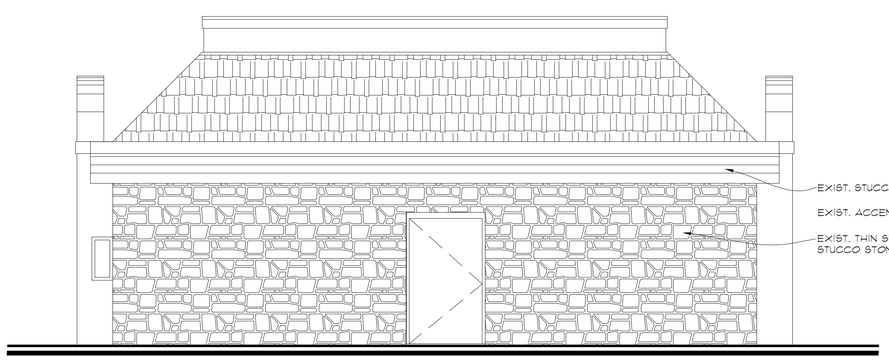

3 / A1 EAST ELEVATION
1/4" = 1'-0"



4 / A1 WEST ELEVATION
1/4" = 1'-0"

ZONING REVIEW

OWNER:
The C.L. Companies
A Franchise of Taco Bell Corp.
114 Dorchester Sq.
Westerville, Ohio 43081
Phone: (614) 898-5482
Fax: (614) 898-9615
E-Mail: elaeufer@clcompanies.com

ARCHITECT:
CLARKE ARCHITECTS, INC.
7844 Flint Rd.
Columbus, Ohio 43235-6407
Phone: (614) 791-1200
Mobile: (614) 271-8420
E-Mail: jclarke@clarkearchitects.com

DATE:	DECEMBER 19 , 2016

CONTRACT DATE:	---
BUILDING TYPE:	M90
PLAN VERSION:	SEPT. 11, 2015
SITE NUMBER:	---
STORE NUMBER:	XXXXX

TACO BELL

1330 STONERIDGE DRIVE
GAHANNA, OHIO 43081

M70
NEW IMAGE - LIVE MAS

EXISTING ELEVATIONS

A1

PLOT DATE: 12-19-16

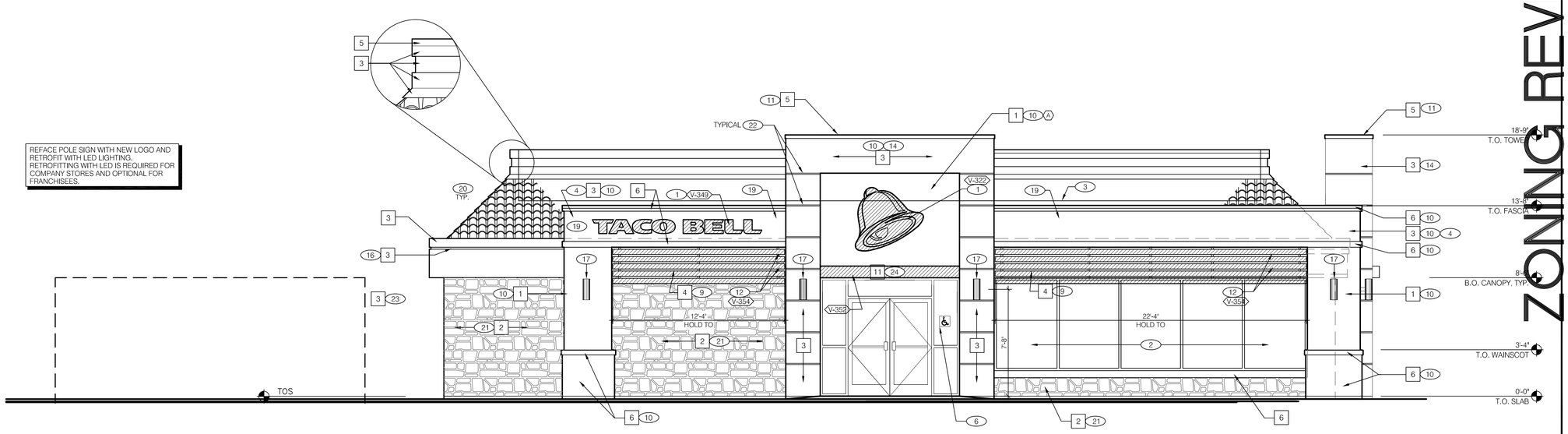

RIGHT SIDE ELEVATION 1/4"=1'-0" | A

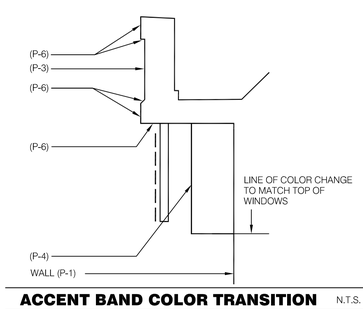

ACCENT BAND COLOR TRANSITION N.T.S. | I

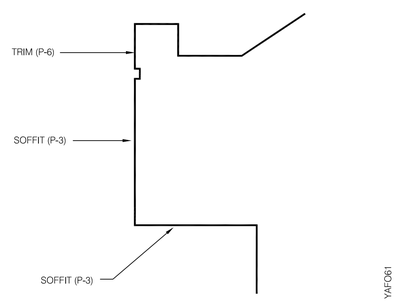

ACCENT BAND COLOR TRANSITION N.T.S. | G

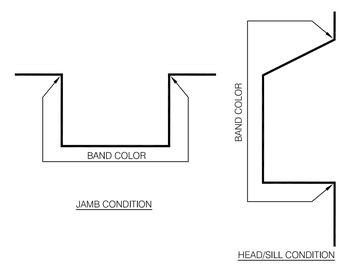

NOTE:
THE INTENT IS THAT COLOR CHANGES OCCUR AT INSIDE CORNERS.

ACCENT BAND COLOR TRANSITION N.T.S. | E

V-XXX	QTY	ITEM DESCRIPTION	ELEC
V-322	2	TACO BELL 'BELL' SIGN 4'-10 1/2"W x 4'-6 1/4"H WITH WHITE BACK AND 5-1/2" STAND-OFFS	X
V-349	2	TACO BELL LETTERS 12" HIGH, WHITE, FLAT FACED	X

SIGN SCHEDULE N.T.S. | D

V-308	1	TB DT CANOPY 14'-6" W/TB LETTERS	X
V-351	1	TACO BELL NEW IMAGE ENTRY EYEBROW 8'-8"	
V-352	1	TACO BELL NEW IMAGE ENTRY EYEBROW 10'-0"	
V-354	1	TACO BELL NEW IMAGE REMODEL SLAT WALL SEGMENT 8'-10"	X
		TACO BELL NEW IMAGE REMODEL SLAT WALL SEGMENT 12'-4"	X
		* FLYING ARCH SHALL HAVE PIVOTING MOUNTING FLANGES	
		NOTE: ADDITIONAL INFORMATION IS AVAILABLE ON THE PLANS.YUM.COM WEBSITE. SEE "SIGNAGE AND AWNING INFO."	

APPURTENANCES SCHEDULE N.T.S. | D1

(A) BASE THICKNESS - 1" THICK STUCCO/E.I.F.S. W/ HIGH IMPACT MESH TO HEIGHT OF 6'-0" A.F.F.

(B) HORIZONTAL TRIM BAND - 1 1/2" THICK STUCCO/E.I.F.S., WITH 5-$\frac{1}{2}$" VERTICAL DIMENSION.

(C) EXPRESSION PANEL BANDS - 2" THICK STUCCO/E.I.F.S. x 6" WIDE.

ALL NEW STUCCO/E.I.F.S. TO HAVE A LIGHT SAND FINISH UNLESS IT MUST BLEND WITH AN EXISTING CONTRASTING FINISH.

E.I.F.S. THICKNESS N.T.S. | B

E.I.F.S SHALL MEET THE PERFORMANCE CHARACTERISTICS REQUIRED IN ASTM E 2568

E.I.F.S. WITH DRAINAGE SHALL HAVE 90 PERCENT DRAINAGE EFFICIENCY WHEN TESTED IN ACCORDANCE WITH THE REQUIREMENTS OF ASTM E 2273

E.I.F.S. SHALL COMPLY WITH SECTION 1403 OF THE IBC

WATER RESISTIVE BARRIER SHALL COMPLY WITH SECTION 1404.2 OF THE IBC AND ASTM E 2570

INSTALLATION SHALL COMPLY WITH E.I.F.S. MANUFACTURERS INSTRUCTIONS AND THE PROVISIONS OF SECTIONS 1704.1 AND 1704.14 OF THE IBC.

USE DETAIL 9/A6.1 WHEN MOUNTING SIGNAGE, AWNINGS ETC. THROUGH E.I.F.S. FINISH AT WALLS.

E.I.F.S. NOTES N.T.S. | B1

SYMBOL	AREA	MANUFACTURER	COLOR	ALTERNATE MFR.	COLOR
1	MAIN WALL COLOR	SHERWIN WILLIAMS	CAMELBACK SW6122	STO LOTUSAN	NA08-0011
2	EXIST. THIN SET STUCCO STONE				
3	ACCENT WALL COLOR	SHERWIN WILLIAMS	ROOKWOOD CLAY SW2823	STO LOTUSAN	NA08-0010
4	ACCENT COLOR	SHERWIN WILLIAMS	CLEMETAS SW6831		
5	CONTINUOUS PARAPET CAP	SHERWIN WILLIAMS	IRON ORE SW7069		
6	ACCENT WALL COLOR	SHERWIN WILLIAMS	UMBER SW6146		
7	PIPE BOLLARDS	SHERWIN WILLIAMS	DOT YELLOW		
8	NEW THIN SET STUCCO STONE - MATCH EXIST.				
	DESIGNER NOTE: BORAL VERSA STONE AS STONE VENEER OPTIONS ON THE EXTERIOR WHEN REQUIRED BY CITY ORDINANCES.	BORAL - VERSA STONE	TIGHT CUT - "PLUM CREEK" VERSETTA STONE WALL CONTACT: GENE GUETZOW (262) 215-8373	ALTN. COLOR: IDAHO DRY STACK, CARMEL MOUNTAIN CULTURED STONE VENEER ALTN. MFR: OWENS CORNING CONTACT: KATHY MANNON P: (866) 315-5081, KATHY.MANNON@OWENSCORNING.COM	
	DESIGNER NOTE: ACME THINBRIK AS BRICK ALTERNATES FOR CAMELBACK AND ROOKWOOD CLAY ON THE EXTERIOR WHEN REQUIRED BY CITY ORDINANCES.	ACME BRICK COMPANY	DENVER PLANT - "DESERT TAN" SUB. FOR CAMELBACK DENVER PLANT - "CASTLE RIDGE" SUB FOR ROOKWOOD CLAY	ACME BRICK COMPANY: 3024 ACME BRICK PLAZA FORTH WORTH, TX 76109 (817) 332-4101	
11	HANDRAILS & TRANSFORMER HOUSINGS (WHERE OCCURA).	SHERWIN WILLIAMS	STATUS BRONZE SW7034		

EXTERIOR FINISH SCHEDULE | H

MISCELLANEOUS
A. SEE SCOPE OF WORK FOR RESPONSIBILITIES.
B. PROVIDE BLOCKING FOR SIGNAGE, TRELLIS AND CANOPY.
C. DURO-LAST TERMINATION BAR SHALL BE DARK BRONZE.

SEALERS (REFER TO SPECS):
A. SEALANT AT ALL WALL AND ROOF PENETRATIONS.
B. SEALANT AT ALL WINDOW AND DOOR FRAMES AT HEAD, SILL AND JAMB.

DENOTES ITEMS SUPPLIED AND INSTALLED BY SIGN VENDOR

DENOTES EXTERIOR FINISH.

DENOTES SIGN/AWNING/CANOPY ITEMS - VENDOR SUPPLIED AND INSTALLED. SEE THE SCOPE OF WORK SHEETS.

2. OWNER REPRESENTATIVE WILL IDENTIFY WHICH PAINT SPECIFICATION WILL BE PRIMARY

GENERAL NOTES | F

1. NEW BUILDING SIGN - UNDER SEPARATE PERMIT. SEE SCOPE OF WORK.
2. EXISTING STOREFRONT TO REMAIN
3. INDICATES ROOF BEYOND.
4. FOR SOFFIT PAINTING DIRECTIONS, SEE 1/A4.0
5. GAS METER. DO NOT PAINT METER.
6. PROVIDE INTERNATIONAL SYMBOL OF ACCESSIBILITY AT 60" A.F.F.
7. CONTINUE PAINT COLOR INDICATED AT BOTTOM OF FASCIA TO SOFFIT.
8. HORIZONTAL TRIM BAND. SEE G/A5.1 & E/A4.0. BAND PAINT COLOR SHALL BE APPLIED TO TOP, BOTTOM AND FACE OF BAND.
9. IF LIGHT BOXES OCCUR, REMOVE AND CONSTRUCT NEW SOFFIT PER DETAIL 1/A6.1 PROVIDE 6" CLEARANCE BETWEEN SLATS AND FACE OF SOFFIT.
10. E.I.F.S. (TYP.)
11. METAL COPING.
12. FABRICATED ALUMINUM SLATS BY VENDOR WITH LED LIGHTING [11]
13. NEW CANOPY, VERIFY SUPPORT AND BACKING REQUIREMENTS. SEE SCOPE OF WORK AND A/A5.0.
14. MODIFY EXISTING TOWER, SEE SHEET A5.0.
15. EXISTING CRICKET. REPAIR ROOFING AS NEEDED
16. REMOVE INTERNALLY ILLUMINATED SOFFIT, AND REFER TO DETAIL 1/A6.1 FOR FRAMED SOFFIT.
17. WALL LIGHTING, CENTER ON TOWER LEG. SEE MOUNTING HEIGHT ON SHEET E4.0.
18. EXISTING SWITCHGEAR CABINET. PAINT.
19. NEW "BEAM". SEE E & G/A5.1.
20. PAINT ALL ROOF FLOOD LIGHTS COLOR BRONZE
21. PATCH AND REPAIR EXISTING THIN SET STUCCO STONE
22. "V" GROOVE AT TOWER - SEE DETAIL 9/A6.0.
23. FRAMED SOFFIT. SEE DETAIL 1/A6.1, IF NOT EXISTING.
24. 10"H x 12" DEEP BREAK METAL TRIM BY SIGN VENDOR
25. REAR TOWER, WHERE OCCURS.
26. EXISTING SIGN, WHERE OCCURS.
27. NEW STOREFRONT AND GLAZING

KEY NOTES | C

ZONING REVIEW

OWNER:
The C.L. Companies
A Franchise of Taco Bell Corp.
114 Dorchester Sq.
Westerville, Ohio 43081
Phone: (614) 898-5482
Fax: (614) 898-9615
E-Mail: eloeufer@clcompanies.com

ARCHITECT:
CLARKE ARCHITECTS, INC.
7844 Flint Rd.
Columbus, Ohio 43235-6407
Phone: (614) 791-1200
Mobile: (614) 271-8420
E-Mail: jclarke@clarkearchitects.com

DATE: DECEMBER 19 , 2016

CONTRACT DATE: ---
BUILDING TYPE: M90
PLAN VERSION: SEPT. 11, 2015
SITE NUMBER: ---
STORE NUMBER: XXXXX

TACO BELL
1330 STONERIDGE DRIVE
GAHANNA, OHIO 43081

M70
NEW IMAGE - LIVE MAS

EXTERIOR ELEVATIONS

A4.0

PLOT DATE: 12-19-16

NAME: CLARKE \\CAI-2-PC\COMMERCIAL SERVER\COMMERCIAL\CL COMPANY\GAHANNA 2016\REMODEL\A40_EXTERIOR ELEVATIONS.DWG DATE: DEC 19, 2016 TIME: 11:10 AM

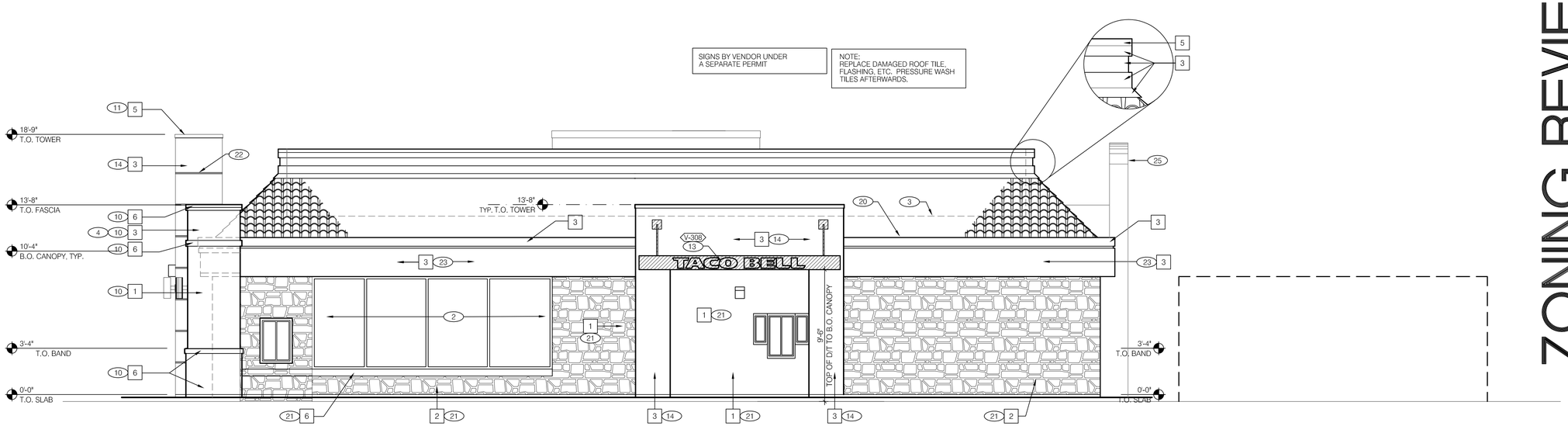

SEE SHEET A4.0 FOR KEYNOTES.

LEFT SIDE ELEVATION 1/4" = 1'-0" | **A**

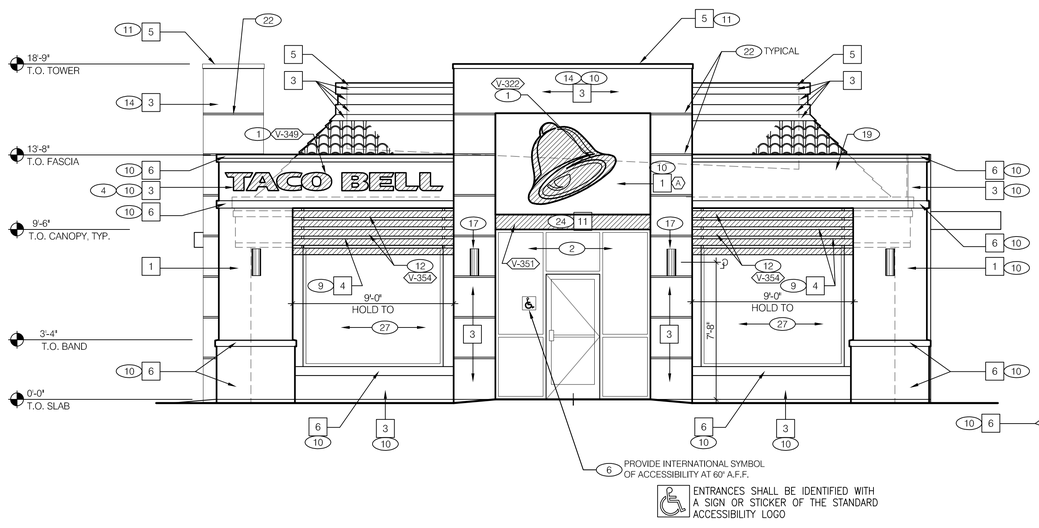

FRONT ELEVATION 1/4" = 1'-0" | **C**

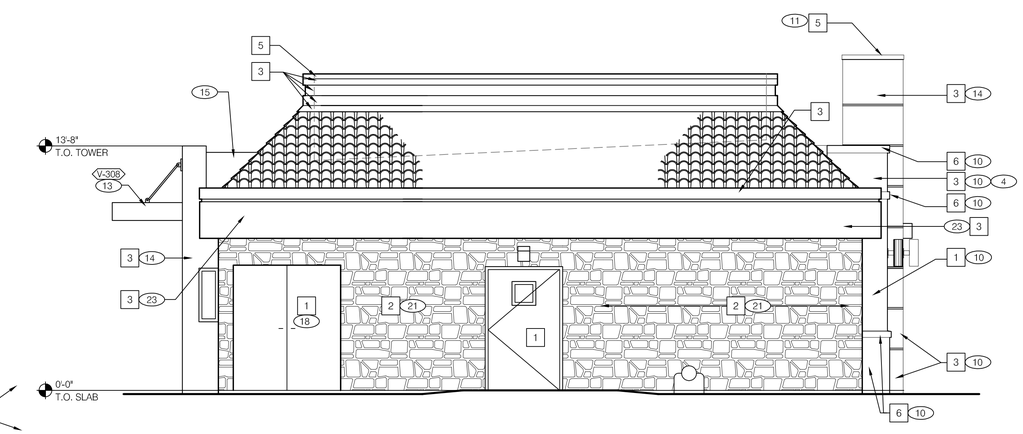

REAR ELEVATION 1/4" = 1'-0" | **B**

ZONING REVIEW

OWNER:
The C.L. Companies
A Franchise of Taco Bell Corp.
114 Dorchester Sq.
Westerville, Ohio 43081
Phone: (614) 898-5482
Fax: (614) 898-9615
E-Mail: eloeufer@clcompanies.com

ARCHITECT:
CLARKE ARCHITECTS, INC.
7844 Flint Rd.
Columbus, Ohio 43235-6407
Phone: (614) 791-1200
Mobile: (614) 271-8420
E-Mail: jclarke@clarkearchitects.com

DATE: DECEMBER 19 , 2016

CONTRACT DATE: ---
BUILDING TYPE: M90
PLAN VERSION: SEPT. 11, 2015
SITE NUMBER: ---
STORE NUMBER: XXXXX

TACO BELL

1330 STONERIDGE DRIVE
GAHANNA, OHIO 43081

M70
NEW IMAGE - LIVE MAS

EXTERIOR ELEVATIONS

A4.1

PLOT DATE: 12-19-16

NAME: CLARKE \\CA-2-PC\COMMERCIAL SERVER\COMMERCIAL\CL COMPANY\GAHANNA 2016\REMODEL\A4.1_EXTERIOR ELEVATIONS.DWG DATE: DEC 19, 2016 TIME: 11:08 AM

☐ APPROVED DATE _____
☒ APPROVED AS NOTED
☐ REJECTED
☐ RESUBMIT
BY _____

Casto
250 Civic Center Dr
Suite 500
Columbus, OH 43215

☐ Please send CASTO a Certificate of Zoning Approval from Gahanna

Brad D Covert
Sr. Manager of Tenant Coordination
Construction Department
CASTO I 250 Civic Center Drive, Suite 500, Columbus OH 43215
614 227 3472 (p) 614 778 6704 (c) 614 229 4394 (f)

RIGHT SIDE ELEVATION 1/4"=1'-0" | A

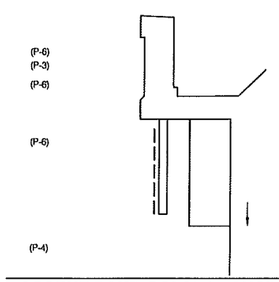

ACCENT BAND COLOR TRANSITION N.T.S. | I

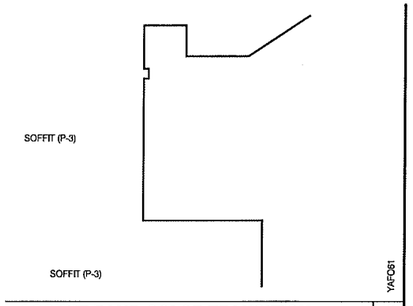

ACCENT BAND COLOR TRANSITION N.T.S. | G

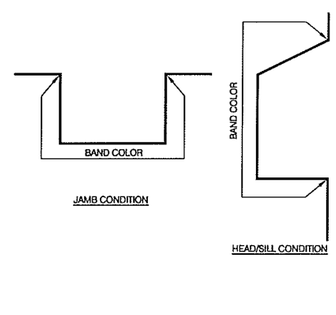

ACCENT BAND COLOR TRANSITION N.T.S. | E

SYMBOL	AREA	MANUFACTURER	COLOR	ALTERNATE MFR.	COLOR
	MAIN WALL COLOR	SHERWIN WILLIAMS	CAMELBACK SW6122	STO LOTUSAN	NA08-0011
	EXIST. THIN SET STUCCO STONE				
	ACCENT WALL COLOR	SHERWIN WILLIAMS	ROOKWOOD CLAY SW2823	STO LOTUSAN	NA08-0010
	ACCENT COLOR	SHERWIN WILLIAMS	CLEMETAS SW6831		
	CONTINUOUS PARAPET CAP	SHERWIN WILLIAMS	IRON ORE SW7069		
	ACCENT WALL COLOR	SHERWIN WILLIAMS	UMBER SW6146		
	PIPE BOLLARDS	SHERWIN WILLIAMS	DOT YELLOW		
	NEW THIN SET STUCCO STONE - MATCH EXIST.				
	DESIGNER NOTE: BORAL VERSA STONE AS STONE VENEER OPTIONS ON THE EXTERIOR WHEN REQUIRED BY CITY ORDINANCES.				
	DESIGNER NOTE: ACME THINBRIK AS BRICK ALTERNATES FOR CAMELBACK AND ROOKWOOD CLAY ON THE EXTERIOR WHEN REQUIRED BY CITY ORDINANCES.				
	HANDRAILS & TRANSFORMER HOUSINGS (WHERE OCCURA).	SHERWIN WILLIAMS	STATUS BRONZE SW7034		

EXTERIOR FINISH SCHEDULE | H

√XXXX	QTY	ITEM DESCRIPTION	ELEC
V-322	2	TACO BELL 'BELL' SIGN 4'-10 1/2"W x 4'-6 1/4"H WITH WHITE BACK AND 5-1/2" STAND-OFFS	X
V-349	2	TACO BELL LETTERS 12" HIGH, WHITE, FLAT FACED	X

SIGN SCHEDULE N.T.S. | D

V-308	1	TB DT CANOPY 14'-6" W/TB LETTERS	X
V-351	1	TACO BELL NEW IMAGE ENTRY EYEBROW 8'-8"	
V-352	1	TACO BELL NEW IMAGE ENTRY EYEBROW 10'-0"	
V-354	1	TACO BELL NEW IMAGE REMODEL SLAT WALL SEGMENT 8'-10"	X
		TACO BELL NEW IMAGE REMODEL SLAT WALL SEGMENT 12'-4"	X

* FLYING ARCH SHALL HAVE PIVOTING MOUNTING FLANGES
NOTE: ADDITIONAL INFORMATION IS AVAILABLE ON THE PLANS.YUM.COM WEBSITE. SEE "SIGNAGE AND AWNING INFO."

APPURTENANCES SCHEDULE N.T.S. | D1

E.I.F.S. THICKNESS N.T.S. | B

E.I.F.S. NOTES N.T.S. | B1

GENERAL NOTES | F

KEY NOTES | C

OWNER:
The C.L. Companies
A Franchise of Taco Bell Corp.
114 Dorchester Sq.
Westerville, Ohio 43081
Phone: (614) 898-5482
Fax: (614) 898-7615
E-Mail: eloeufer@clcompanies.com

ARCHITECT:
CLARKE ARCHITECTS, INC.
7844 Flint Rd.
Columbus, Ohio 43235-6407
Phone: (614) 791-1200
Mobile: (614) 271-8420
E-Mail: jclarke@clarkearchitects.com

DATE: NOVEMBER 17, 2016

CONTRACT DATE: —
BUILDING TYPE: M90
PLAN VERSION: SEPT. 11, 2015
SITE NUMBER: —
STORE NUMBER: XXXXX

TACO BELL
1330 STONERIDGE DRIVE
GAHANNA, OHIO 43081

M90
NEW IMAGE - LIVE MAS

EXTERIOR ELEVATIONS

A4.0

PLOT DATE: 11-16-16

LEFT SIDE ELEVATION 1/4" = 1'-0" | A

stone?

We would like to see some stone on the West ev-

stone?

FRONT ELEVATION 1/4" = 1'-0" | C



REAR ELEVATION 1/4" = 1'-0" | B

OWNER:
The C.L. Companies
A Franchise of Taco Bell Corp.
114 Dorchester Sq.
Westerville, Ohio 43081
Phone: (614) 898-5482
Fax: (614) 898-9615
E-Mail: elaeufer@clcompanies.com

ARCHITECT:
CLARKE ARCHITECTS, INC.
7844 First Rd.
Columbus, Ohio 43235-6407
Phone: (614) 791-1200
Mobile: (614) 271-8420
E-Mail: jclarke@clarkearchitects.com

DATE: NOVEMBER 17, 2016

CONTRACT DATE:	--
BUILDING TYPE:	M90
PLAN VERSION:	SEPT. 11, 2015
SITE NUMBER:	--
STORE NUMBER:	XXXXX

TACO BELL

1330 STONERIDGE DRIVE
GAHANNA, OHIO 43081

M90
NEW IMAGE - LIVE MAS

EXTERIOR ELEVATIONS

A4.1

PLOT DATE: 11-16-16

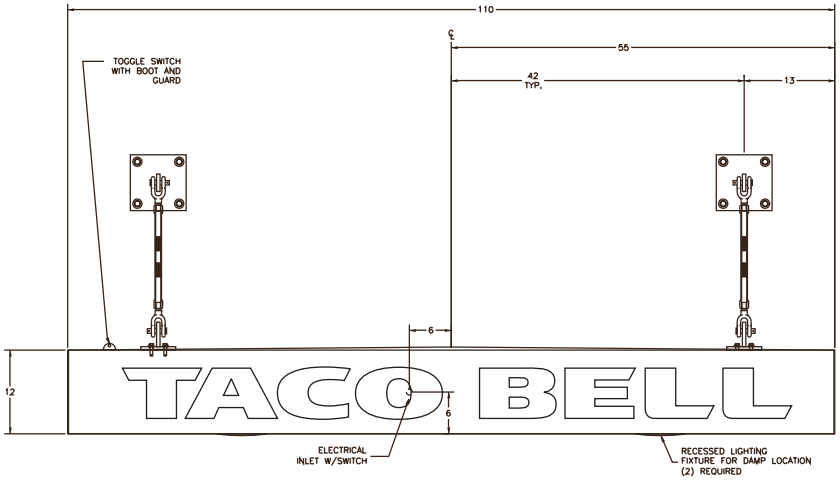

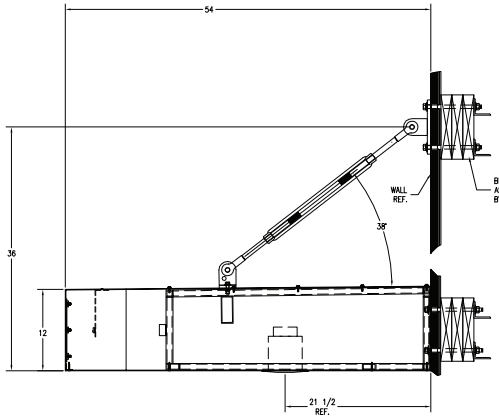

GENERAL SPECIFICATIONS:

Materials: .118 White poly.
Aluminum shapes & sheets;
Steel shapes, sheets & tubes

Decoration: Painted Tiger Drylac 49/66230

Area Squared: 41.25 Sq. Ft.

Area Actual: TBE Sq. Ft.

Weight (Est.):
- (TBE) lbs. (crated)
- (TBE) lbs. (uncrated)

Wind Load: 130mph wind speed 3 second gust - exposure c

ELECTRICAL

Illumination:
- (Copy) White LEDs
  (Down Lighting) (2) Recessed lamps

Ballast/Power Supply:
- (1) General LED power supply

Line Load:
- (1) 20 Amp circuit

COLORS:

Exterior:

Painted Tiger Drylac 49/66230

These product sheets are the exclusive property of Everbrite LLC. Use of this property in any manner without express written permission of Everbrite LLC is prohibited. Drawings are for graphic purposes only and not intended for actual construction. For more specific manufacturing detail, please refer to engineering specifications and install drawings.

Everbrite
Everbrite LLC
4949 S 110th Street, Greenfield, WI 53220
Phone: 414-529-3500 • Fax: 414-529-7191
Website: www.everbrite.com

Part No: E005606B	Project No: 294876
Description: 12" x 110" x 54" Illum. Building Canopy w/ Copy	Date: 5/2/13
	Drawn By: RB

TACO BELL

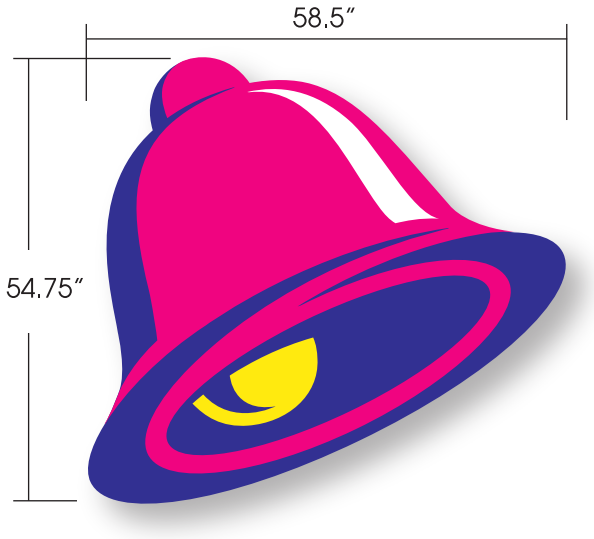

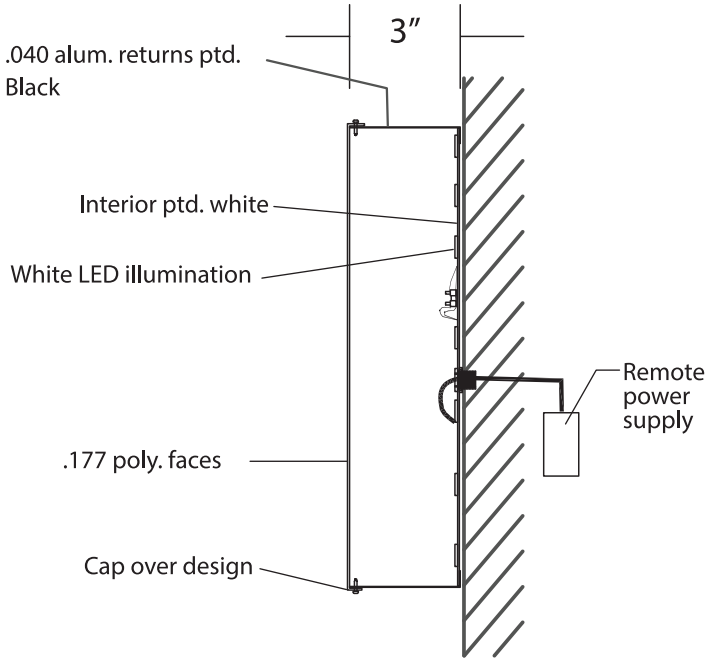

SIDE VIEW- FLUSH MOUNT

GENERAL SPECIFICATIONS:

Materials: .040 alum. returns; .063 alum. backs

Depth: 3″

Faces: .177 Clear Poly. / Embossed

Trimcap: Cap over design

Area Squared: 22.24 Sq. Ft.

Weight (Est.):
- (TBE) lbs. (crated)
- (TBE) lbs. (uncrated)

Wind Load: 35 lb / per sq. ft.

ELECTRICAL

Illumination:
- White LED's

Ballast/Power Supply:
- (1) LED power supply

Line Load:
- (1) 20 Amp circuit

COLORS:

Interior: Ptd. white

Returns: Black

Face:

Yellow: PMS 109; 3M VQ4077

Violet: PMS Violetc; 3M VQ4153

Magenta: PMS Process Magenta; 3M VQ4154

White: PMS White; 3M 3630-20

These product sheets are the exclusive property of Everbrite LLC. Use of this property in any manner without express written permission of Everbrite LLC is prohibited. Drawings are for graphic purposes only and not intended for actual construction. For more specific manufacturing detail, please refer to engineering specifications and install drawings.

Everbrite®
Everbrite LLC
4949 S 110th Street, Greenfield, WI 53220
Phone: 414-529-3500 • Fax: 414-529-7191
Website: www.everbrite.com

Part No: E007740B	Project No: 343536
Description: 54.75″ x 58.5″ Swing Bell	Date: 3/29/16
	Drawn By: RB

TACO BELL

12” WHITE LED BUILDING LETTER SET

ITEM# E005282B

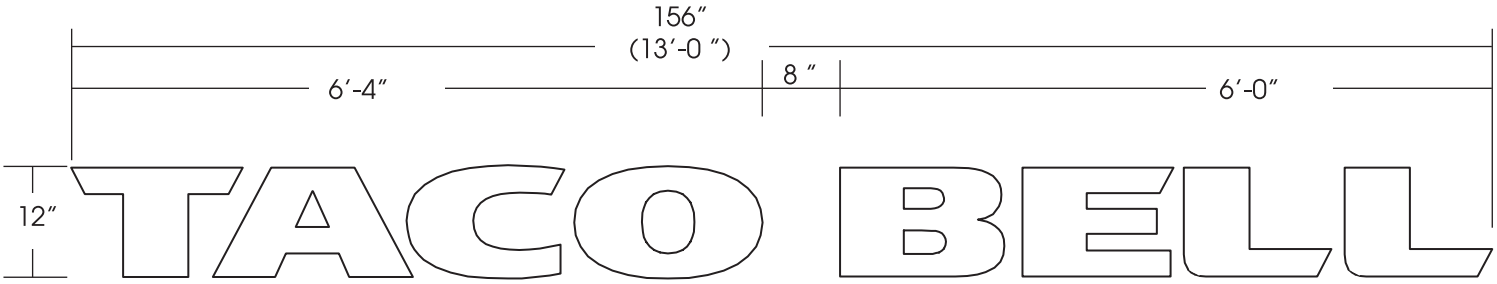

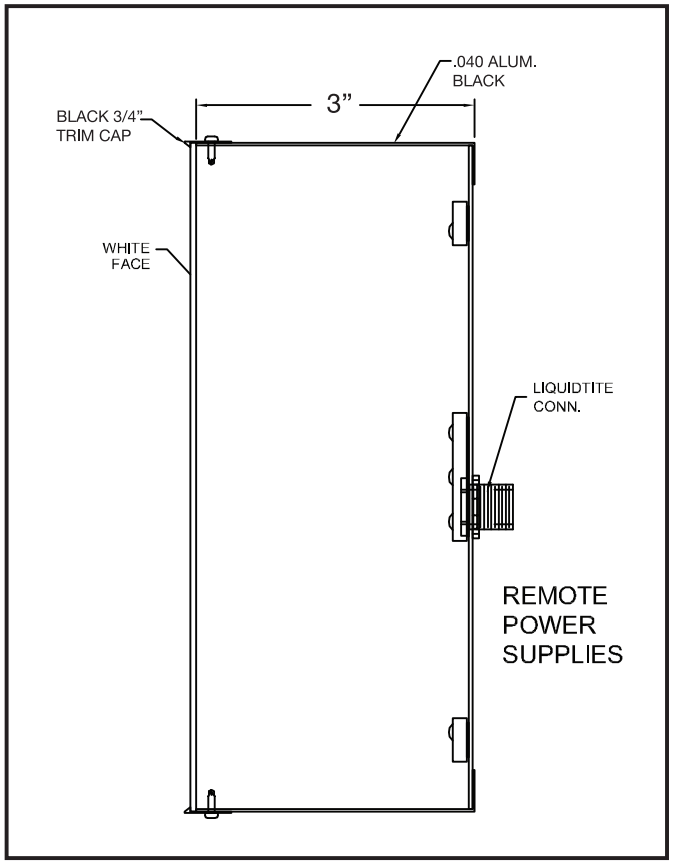

SIGN SPECIFICATIONS

Materials
- .118” acrylic #7328 white; 3/4” black Jewelite trimcap

Accesses
- Remove face

Area
- Squared: 13.0 Sq.Ft.

Weight (Est.)
- 58 lbs.(Uncrated)

Wind Load
- 110 mph wind speed 3-second gust -Exposure C.

ELECTRICAL SPECIFICATIONS

Lighting
- White LED’s

Power Supply
- (2) Remote 60w power supplies

Line Load
- (1) 20 Amp cicuit, 60 Hz UL 48 & NEC Compliant

COLOR SPECIFICATIONS

Interior: Paint black
Exterior: Paint white
Graphic & Color Specifications

Color	PMS
White	White
Black	Black

Taco Bell

EXTERIOR SPECIFICATION

Decorative Lighting

PROJECT:

Taco Bell

ACCUSERV LIGHTING & EQUIPMENT

3865 Produce Rd
Suite 208
Louisville, KY 40218
Toll Free: 877-707-7378
Phone: 502-961-0096
Fax: 502-961-0357
Web: www.accu-serv.com

Type TB

Item # 05247-051 / 05247-052

Classification: Up / Down (2) light Wet location wall mounted cylinder with top cap

Dimensions: Diameter - 6"
Height - 18"
Depth - 8 7/8"

Finish: Bronze

Lamp Type: (2) 18w PAR38 LED

E # - TBD

Location Exterior

Lamp Type:

Leadtime TBD

LEFT SIDE ELEVATION 1/4" = 1'-0" | **A**

FRONT ELEVATION 1/4" = 1'-0" | **C**

REAR ELEVATION 1/4" = 1'-0" | **B**

OWNER
The C.L. Companies
A Franchise of Taco Bell Corp.
114 Dorchester Sq.
Westerville, Ohio 43081
Phone: (614) 898-5482
Fax: (614) 898-9615
E-Mail: elbeufer@clcompanies.com

ARCHITECT:
CLARKE ARCHITECTS, INC.
7844 Flint Rd.
Columbus, Ohio 43235-6407
Phone: (614) 791-1200
Mobile: (614) 271-8420
E-Mail: jclarke@clarkearchitects.com

DATE: NOVEMBER 17 , 2016

CONTRACT DATE:	---
BUILDING TYPE:	M90
PLAN VERSION:	SEPT. 11, 2015
SITE NUMBER:	---
STORE NUMBER:	XXXXX

TACO BELL

1330 STONERIDGE DRIVE
GAHANNA, OHIO 43081

M90
NEW IMAGE - LIVE MAS

EXTERIOR ELEVATIONS

A4.1

PLOT DATE: 11-16-16

RIGHT SIDE ELEVATION 1/4" = 1'-0" | A

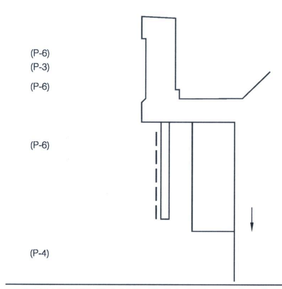

ACCENT BAND COLOR TRANSITION N.T.S. | I

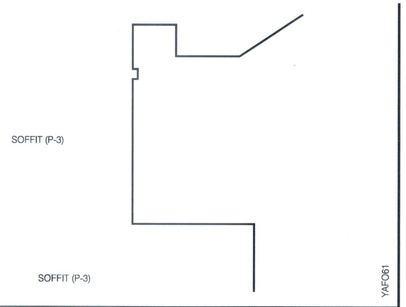

ACCENT BAND COLOR TRANSITION N.T.S. | G

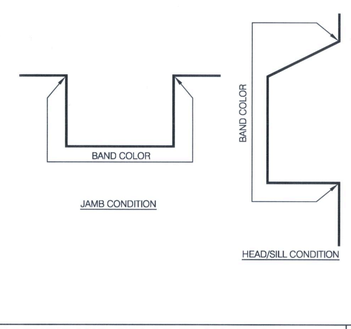

ACCENT BAND COLOR TRANSITION N.T.S. | E

V-XXX	QTY	ITEM DESCRIPTION	ELEC
V-322	2	TACO BELL 'BELL' SIGN 4'-10 1/2"W x 4'-6 1/4"H WITH WHITE BACK AND 5-1/2" STAND-OFFS	X
V-349	2	TACO BELL LETTERS 12" HIGH, WHITE, FLAT FACED	X

SIGN SCHEDULE N.T.S. | D

V-308	1	TB DT CANOPY 14'-6" W/TB LETTERS	X
V-351	1	TACO BELL NEW IMAGE ENTRY EYEBROW 8'-8"	
V-352	1	TACO BELL NEW IMAGE ENTRY EYEBROW 10'-0"	
V-354	1	TACO BELL NEW IMAGE REMODEL SLAT WALL SEGMENT 8'-10"	X
		TACO BELL NEW IMAGE REMODEL SLAT WALL SEGMENT 12'-4"	X

CITY OF GAHANNA
DEPARTMENT OF PUBLIC SERVICE AND ENGINEERING

200 S. Hamilton Road
Gahanna, Ohio 43230
Zoning Division: 614-342-4025
zoning@gahanna.gov

APPLICATION STAFF COMMENTS

DUE: Wednesdays - 10 AM

To SUBMIT: File>SAVE AS ADOBE PDF with naming convention: "Staff Comments – YOURNAME" to: T:/Zoning/Applications IN PROGRESS/(the project folder)

Project/Property Address or Location: 1330 Stoneridge Drive

Project Name/Business Name: Taco Bell

SUBMITTED BY:

Name: Michael Blackford Title: Deputy Director

Department: Planning and Development

The subject property is not located within a subarea plan, therefore, applicable aesthetic principles are located within Section 1197.09 of the Code. Properties zoned CC-2 are subject to the standards of Design Review District 3 (DRD-3). Applicable standards include but aren't limited to the following:

- Materials. Brick, stone, cement, decorative aluminum, wood, or other materials that will enhance the development in a positive manner and create visual interest and diversity should be encouraged.
- Colors. Specific colors and color schemes should be designed to ensure universal harmony on all commercial developments.
- Lighting devices should be decorative and enhance the commercial development, as well as adequately light the development.

Street View

View looking north

CITY OF GAHANNA
DEPARTMENT OF PUBLIC SERVICE AND ENGINEERING

200 S. Hamilton Road
Gahanna, Ohio 43230
Zoning Division: 614-342-4025
zoning@gahanna.gov

View looking east

View looking south

CITY OF GAHANNA
DEPARTMENT OF PUBLIC SERVICE AND ENGINEERING

200 S. Hamilton Road
Gahanna, Ohio 43230
Zoning Division: 614-342-4025
zoning@gahanna.gov

APPLICATION STAFF COMMENTS

DUE: Wednesdays - 10 AM

To SUBMIT: File>SAVE AS ADOBE PDF with naming convention: "Staff Comments – YOURNAME"
to: T:/Zoning/Applications IN PROGRESS/(the project folder)

Project/Property Address or Location: 1330 Stoneridge Drive

Project Name/Business Name: Taco Bell

SUBMITTED BY:

Name: Robert S. Priestas Title: City Engineer

Department: Public Service and Engineering

No comments related to this application.

CITY OF GAHANNA
DEPARTMENT OF PUBLIC SERVICE AND ENGINEERING

200 S. Hamilton Road
Gahanna, Ohio 43230
Zoning Division: 614-342-4025
zoning@gahanna.gov

APPLICATION STAFF COMMENTS

DUE: Wednesdays - 10 AM

To SUBMIT: File>SAVE AS ADOBE PDF with naming convention: "Staff Comments – YOURNAME" to: T:/Zoning/Applications IN PROGRESS/(the project folder)

Project/Property Address or Location: 1330 Stoneridge Drive

Project Name/Business Name: Taco Bell

SUBMITTED BY:

Name: Bonnie Title: P&ZA

Department: Service

The applicant seeks approval for exterior renovations to the existing site structure. The new materials are earth toned, with no change to the roof tile color. Window colors will match the existing ones and any new stone will match the existing color. The new design is more angular such as we have seen in the remodel of both Burger King and most recently, Wendy's. This is a more modern look than the existing arches provide. The remodel is fitting for the StoneRidge Plaza and its surrounding out lots.