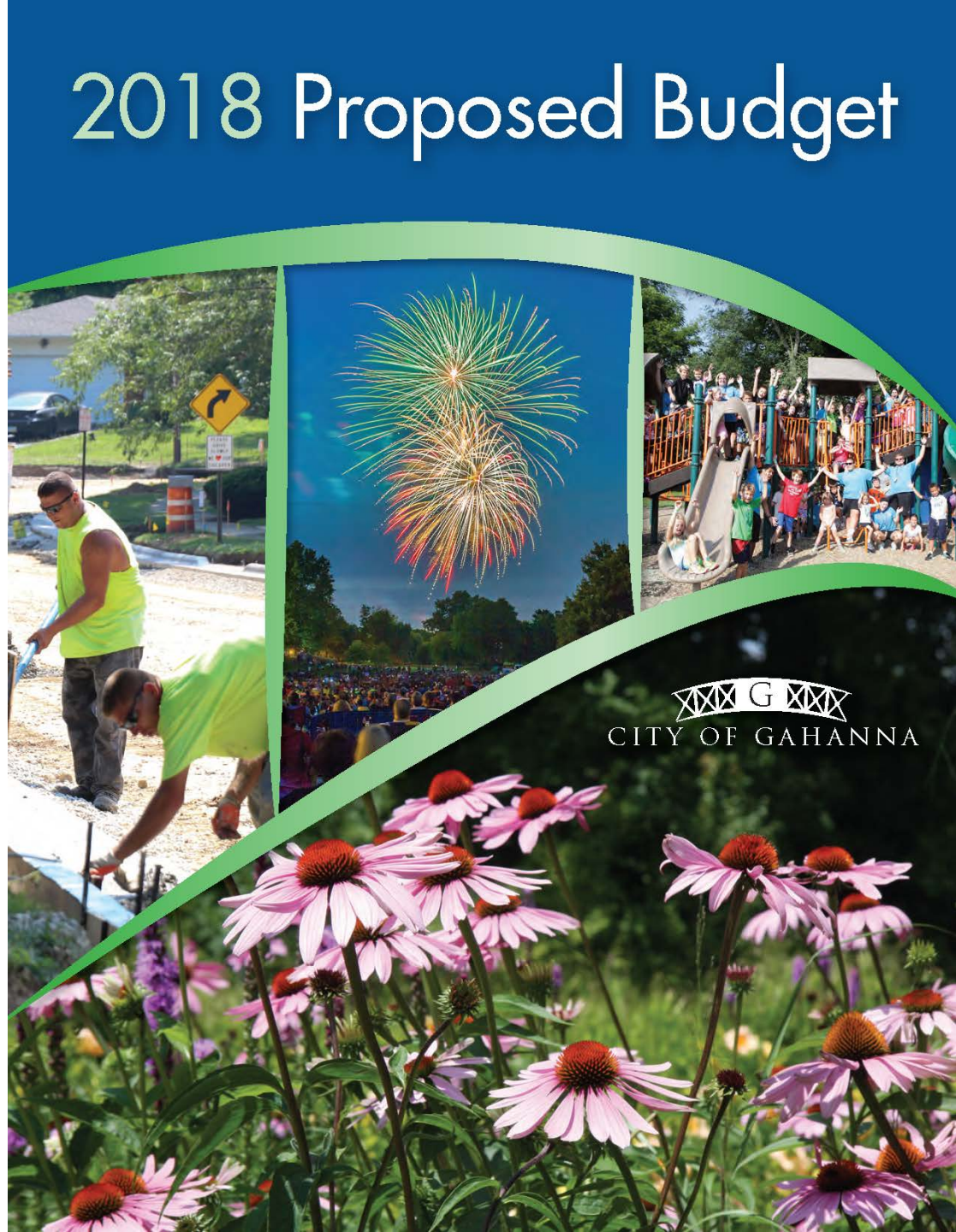


2018 Proposed Budget

2018 Proposed Budget



Presentation to City Council
Jennifer Teal, City Administrator
November 20, 2017



2018 Budget Request Overview

Budget Book Highlights

All-Funds Summary

General Fund

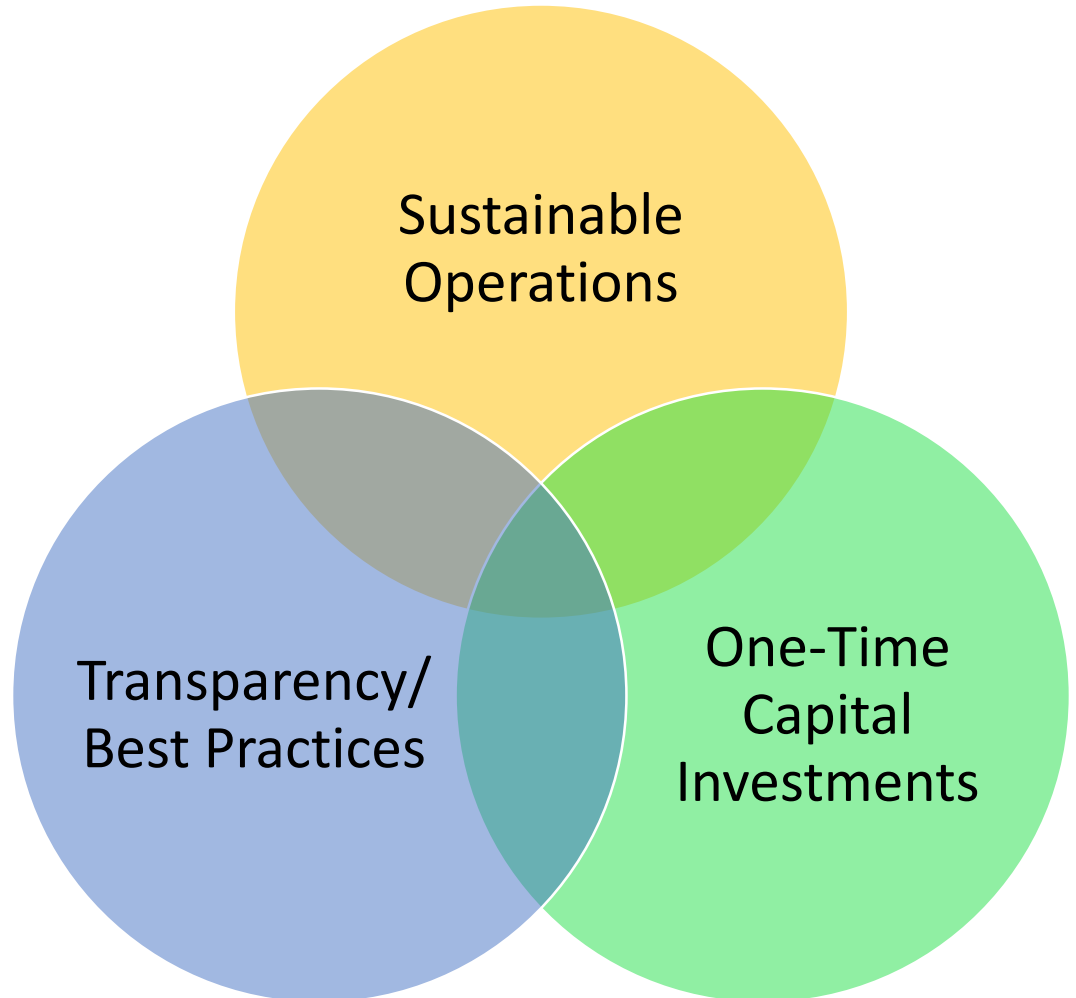
 Sustainable Operating Model

 One-Time Plan

Budget Review Timeline


Go FORWARD
GAHANNA

results that matter



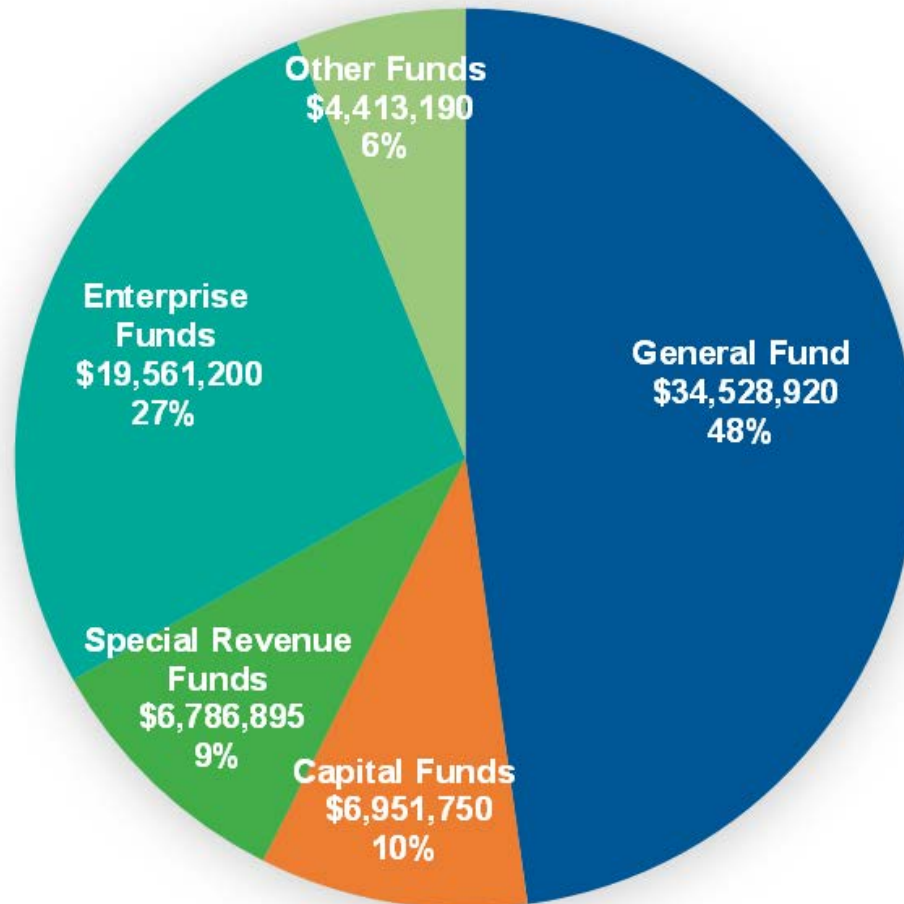
Budget Book Highlights

Section	Page #s
Mayor's Budget Message	<i>i-viii</i>
City Info, Policies & Budget Process	<i>1-21</i>
Revenue Forecasts	<i>26-32</i>
Summary Expenditure Data	<i>33-43</i>
General Fund Summary	<i>45-47</i>
Department Summaries	<i>49-109</i>
Capital Improvement Plan	<i>111-153</i>
Proprietary (Water, Sewer, Storm)	<i>155-163</i>
Street & State Highway Funds	<i>166-168</i>
TIF Funds	<i>180-195</i>
Proposed Appropriations Ordinance	<i>203-209</i>
Line Item Detail	<i>211-244</i>



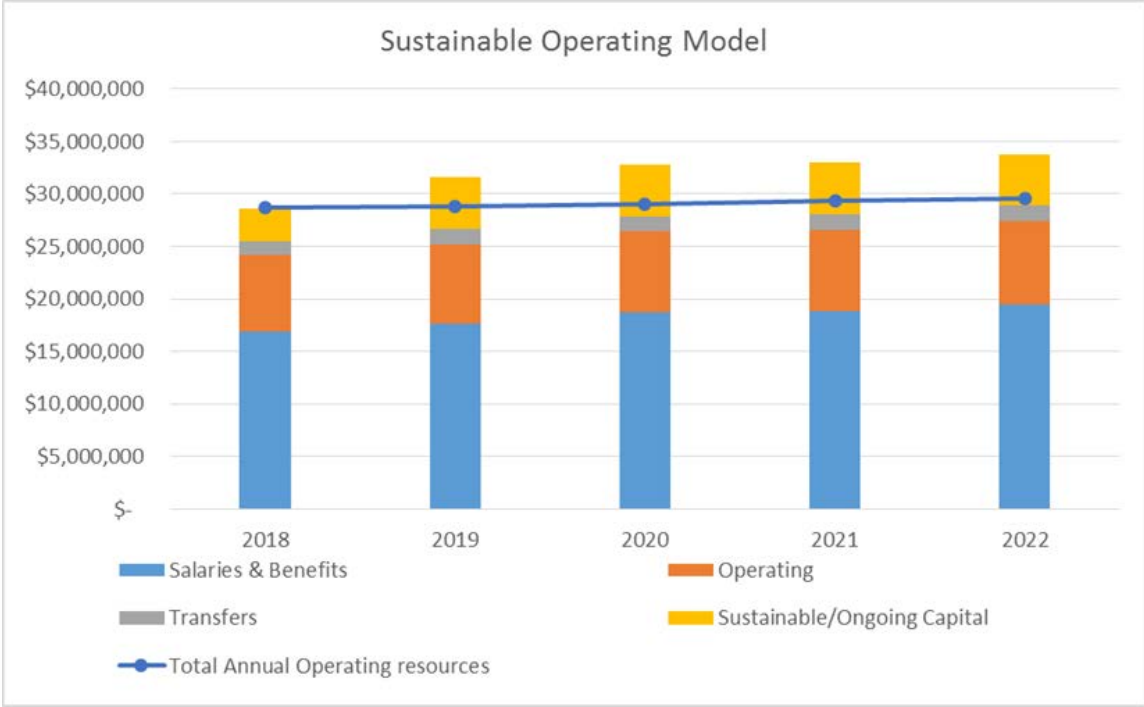
Total 2018 Budget Request: \$72.2M

Total Expenditures-All Funds



Sustainable Operating Model

- 1. Maintain the City's core infrastructure and assets at professional appropriate levels
- 2. Ongoing operations must be able to be paid for using ongoing revenue. We will not rely on one-time windfalls, accumulated savings or short-term cost-cutting measures to balance our operating budget.

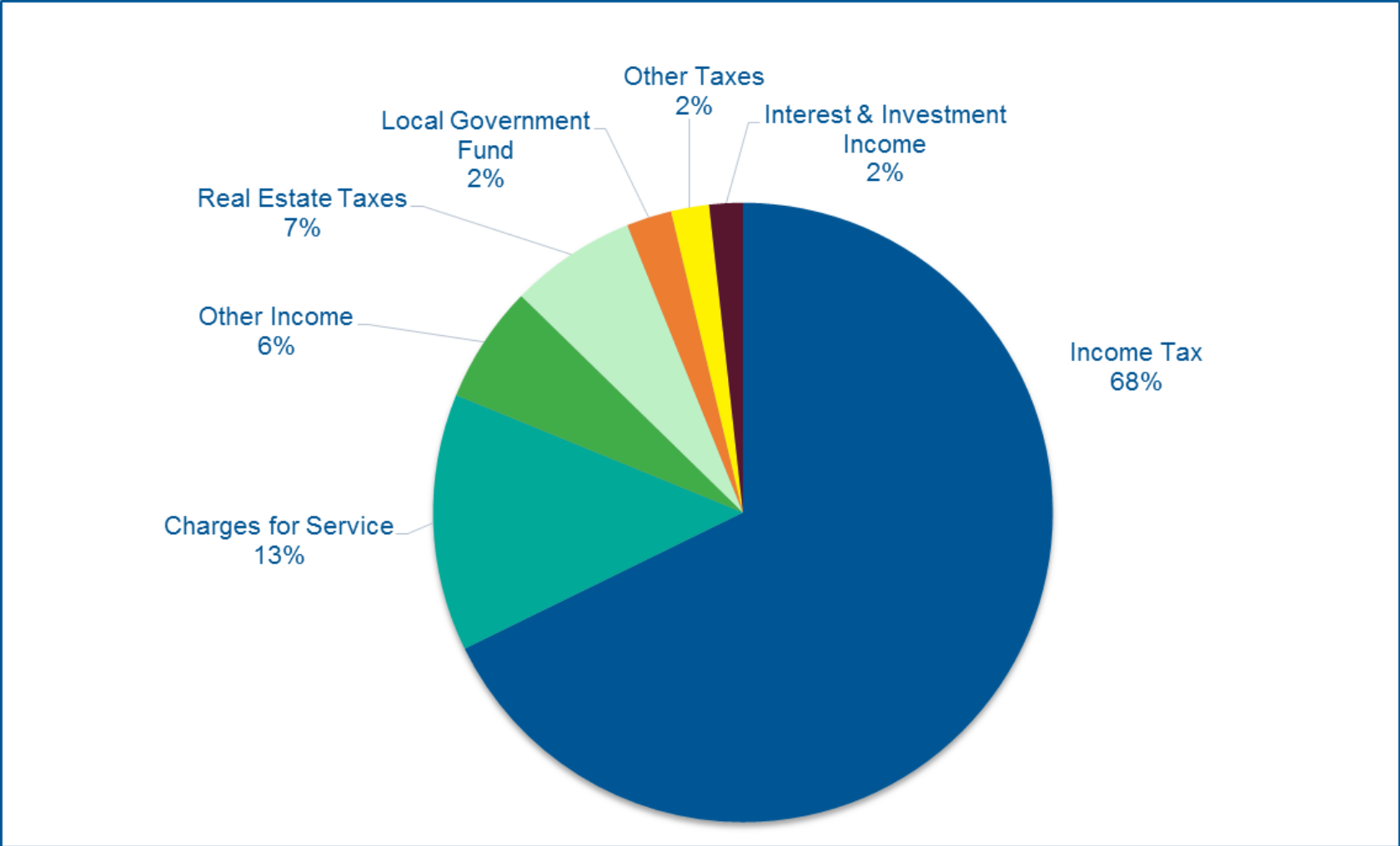


General Fund Revenue

Category	2015 Actual	2016 Actual	2017 Est.	2018 Est.	2017 to 2018 Difference
Income Tax	17,600,048	18,668,023	19,838,400	19,415,300	(423,100)
Real Estate Taxes	1,653,047	1,694,963	1,692,195	1,890,160	197,965
Fines & Fees	1,646,938	1,376,012	1,575,500	1,414,081	(161,419)
Recreational Income	1,322,474	1,429,353	1,364,580	1,407,225	42,645
Local Government Fund	757,629	704,660	700,000	675,900	(24,100)
Other Taxes	615,743	556,985	554,400	568,300	13,900
Interest & Investment Income	459,940	529,775	487,800	500,000	12,200
Licenses & Permits	625,158	587,883	601,300	626,300	25,000
Administrative/Service Charges	438,798	515,210	474,253	399,820	(74,433)
Miscellaneous Income	251,563	513,161	102,000	164,000	62,000
Grants	368,090	341,864	45,000	10,200	(34,800)
Advance	0	0	0	138,600	138,600
Transfers	1,422,177	1,500,951	1,759,370	1,445,185	(314,185)
Total	27,161,606	28,418,839	29,194,798	28,655,071	-539,727

General Fund revenue is estimated to decrease 1.8% in 2018 over estimated 2017 levels.

General Fund Revenue



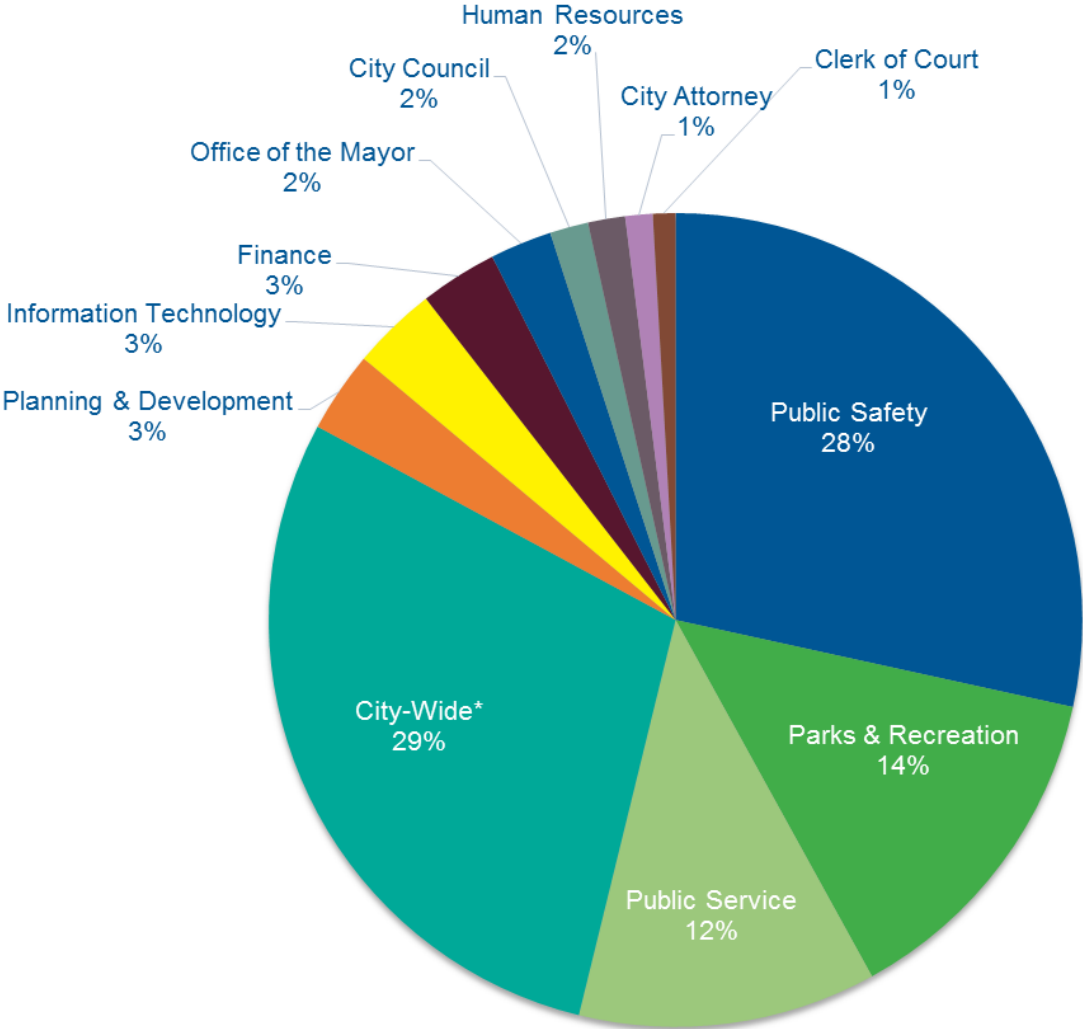
General Fund Expenditures

Category	2015 Actual	2016 Actual	2017 Appropriated	2018 Request	2017 to 2018 Difference
Salaries & Benefits	14,072,892	14,670,469	16,451,670	16,887,900	436,230
Operating	6,631,164	7,230,775	8,789,433	7,763,490	(1,025,943)
Capital Outlay	984,757	796,976	1,183,462	968,750	(214,712)
Transfers	3,091,476	4,370,045	3,946,462	8,278,780	4,332,318
Advance	0	0	630,000	630,000	0
Total	24,780,289	27,068,265	31,001,027	34,528,920	3,527,893

The 2018 General Fund Budget Request includes a \$6.9M transfer to the Capital Improvement Fund.

Excluding transfers & advances, total General Fund spending is estimated to decrease by \$804K or 3% in 2018.

General Fund Expenditures



Sustainable Operating Capital

Fund	Department	Planned Capital Improvements	2018 Request
General			
	Finance	Finance ERP Replacement	\$ 150,000
	Information Technology	Network Switch/Dual Core Lifecycle Replacement Program	\$ 41,250
	Information Technology	Physical Server Lifecycle Replacement	\$ 18,750
	Information Technology	SAN Equipment Replacement Program	\$ 22,500
	Information Technology	GIS Plotter	\$ 9,500
	Public Safety	Police Equipment Replacement Program	\$ 198,750
	Public Service	City Wide Traffic Signal Upgrades and Maintenance	\$ 100,000
	Public Service	Garage Equipment Replacement	\$ 10,000
	Public Service	Equipment Replacement Program (Excluding Police)	\$ 200,000
	Recreation and Parks	Creekside Park and Plaza Repairs	\$ 125,000
	Recreation and Parks	Golf Cart Replacement Program	\$ 30,000
		General Fund Total	\$ 905,750
Capital Improvement			
	Information Technology	GNET Fiber Network Growth & Redundancy Program	\$ 86,250
	Public Service	Asphalt Overlay	\$ 1,088,000
	Public Service	Detroit Street Rebuild	\$ 632,750
	Public Service	Street Lights at Intersections	\$ 15,000
	Recreation and Parks	GSP Infrastructure Replacement and Maintenance Program	\$ 150,000
	Recreation and Parks	Park, Trail and Golf Course Asphalt Resurfacing	\$ 187,500
	Recreation and Parks	Play Elements & Surfacing Replacement	\$ 50,000
		Capital Improvement Fund Total	\$ 2,209,500
Street			
	Public Service	Equipment Replacement Program (Excluding Police)	\$ 150,000
		Street Fund Total	\$ 150,000
		Total Governmental Funds	\$ 3,265,250

One-Time Capital Investments

Long-Term Plan for General Fund One-Time Resources

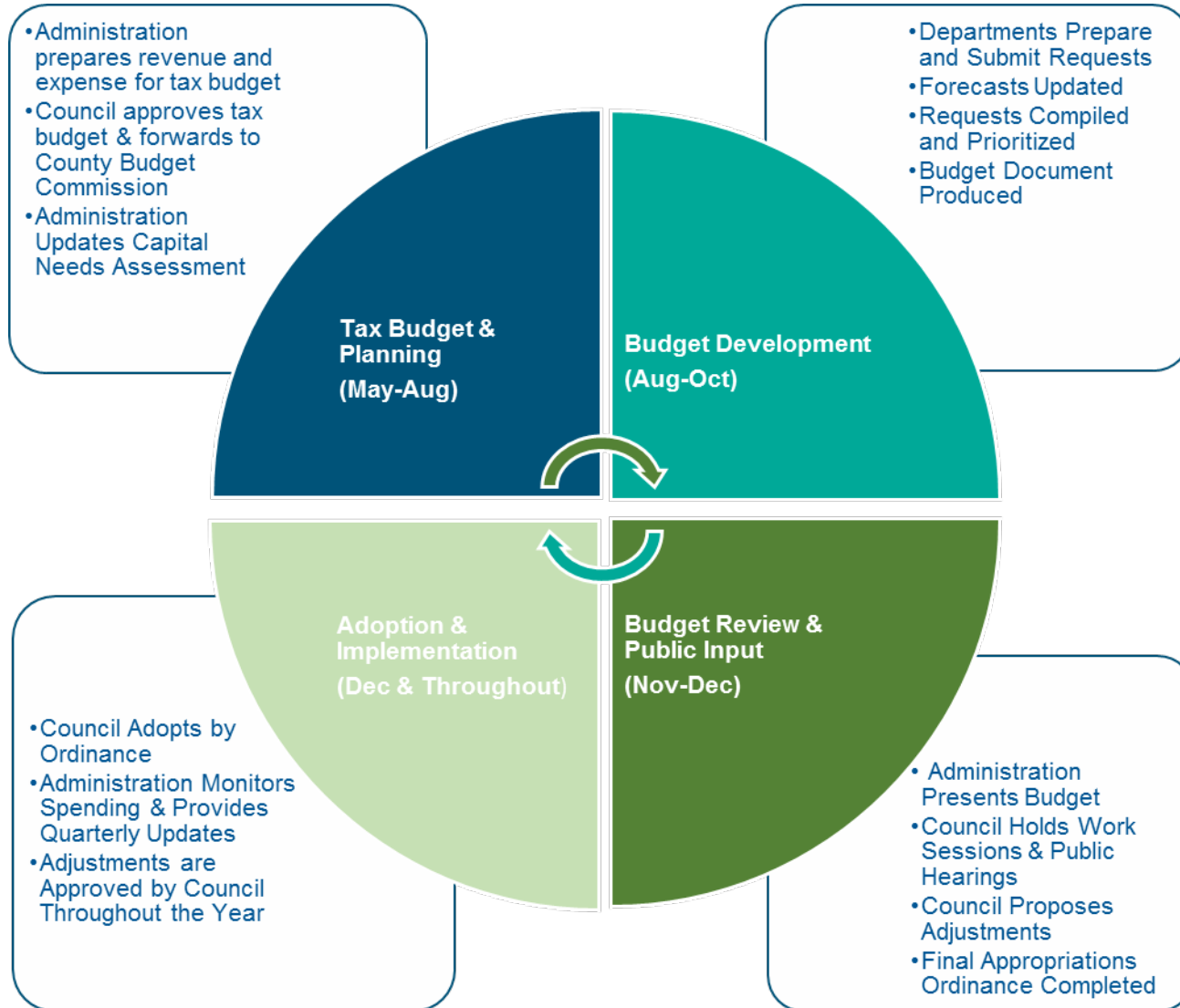
	2018	2019-2022	Total
<u>Road Projects</u>			
Morse Rd Columbus Project - Hamilton to Trellis Ln	\$ 600,000	\$ -	\$ 600,000
South Stygler Road Widening	\$ 700,000	\$ -	\$ 700,000
West Johnstown Road Improvements Design	\$ 150,000	\$ -	\$ 150,000
Agler Road Relocation Design	\$ 1,000,000	\$ -	\$ 1,000,000
Central Park-Morrison & Claycraft Improvements Design	\$ 150,000	\$ -	\$ 150,000
Taylor Station & Claycraft Intersection Improvement Design	\$ 150,000	\$ -	\$ 150,000
Subtotal, One-Time Road Projects	\$ 2,750,000	\$ -	\$ 2,750,000
<u>Unfunded SOM Road</u>			
Detroit Street Rebuilds	\$ 1,332,250	\$ -	\$ 1,332,250
Subtotal, Unfunded SOM	\$ 1,332,250	\$ -	\$ 1,332,250
<u>Other One-Time Expenses</u>			
Audio/Visual Upgrade to Council Chambers @	\$ 30,000	\$ -	\$ 30,000
City-wide Camera/Surveillance System	\$ 10,000	\$ 40,000	\$ 50,000
Police Software Interface	\$ 39,000	\$ -	\$ 39,000
West Side Neighborhood Park	\$ 450,000	\$ 450,000	\$ 900,000
Fiber Optic Expansion	\$ 200,000	\$ 800,000	\$ 1,000,000
Marketing	\$ 30,000	\$ -	\$ 30,000
Water Fund Loan	\$ 630,000	\$ -	\$ 630,000
Contract Services	\$ 75,000	\$ -	\$ 75,000
Land Bank Program	\$ 350,000	\$ -	\$ 350,000
Litigation Reserve	\$ -	\$ 4,100,000	\$ 4,100,000
Subtotal, Other One-Time Expenses	\$ 1,814,000	\$ 5,390,000	\$ 7,204,000

Strategic Alignment



Strategic Priority	Proposed Capital Projects
Business & Job Development	Central Park – Morrison & Claycraft Improvements Crescent at Central Park
Roads, Bridges & Infrastructure	Asphalt Overlay Detroit Street Rebuilds Bridge Replacement Program Morse Rd. Columbus Project (Hamilton Rd-Trellis Ln) South Stygler Widening (US62-W Johnstown Rd) Agler Rd Relocation West Johnstown Road Improvements
Parks, Trails & Recreation	GSP Infrastructure Replacement & Maintenance Program

Next Steps



Requested Timeline

Date	Milestone/Meeting
November 13	Council Committee Meeting Budget request provided to Council
November 20	Formal City Council Meeting Overview presentation from Administration Public comment permitted
November 27	Council Committee Meeting Budget discussion
December 4	Formal City Council Meeting First Reading requested Public comment permitted
December 11	Council Committee Meeting Budget discussion
December 18	Formal City Council Meeting Second Reading/Adoption requested Public comment permitted