

Organization Information

Organization name: Gahanna Area Arts Council	Year organization founded: 2016
City: Gahanna	Organization type: 501(c)3 nonprofit organization
State: OH	
County: Franklin	DUNS #: 097371691
Federal ID #: 821230317	Full-time staff: 0
NISP Discipline: 14 - Multidisciplinary	Board Members: 5
NISP Institution: 16 - Arts Council/Agency	Fiscal year end date: 12-31
NTEE: A26 - Arts & Humanities Councils &	

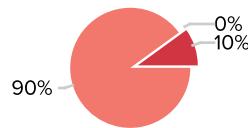
Applicant is not audited or reviewed by an independent accounting firm.

Financial Summary

Unrestricted Activity	FY 2025
Unrestricted operating revenue	
Earned program	\$8,370
Earned non-program	\$0
Total earned revenue	\$8,370
Investment revenue	\$0
Contributed revenue	\$75,993
Total unrestricted operating revenue	\$84,363
Operating expenses	
Program	\$58,714
Management & general	\$0
Fundraising	\$0
Total operating expenses	\$58,714
Unrestricted change in net assets - operating	\$25,649
Unrestricted change in net assets	\$25,649
Restricted change in net assets	\$0
Total change in net assets	\$25,649

Unrestricted Operating Revenue by Source

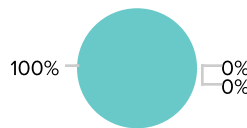
- Earned
- Investment
- Contributed



FY 2025

Operating Expenses by Functional Grouping

- Program
- Management & General
- Fundraising



FY 2025

Balance Sheet

This organization has not provided data to populate this section. Unaudited organizations are not required to complete a balance sheet. Organizations with expenses under \$50,000 and entities under a parent are not given the option to complete a balance sheet.

Mission and Constituency

Mission statement

the gahanna area arts council connects and enriches our community through participation in and engagement with the arts.

Mission demographics

This organization's mission is not rooted in an explicitly identified ethnic, cultural or other demographic voice.

Racial/ethnic group

Additional group (please state)

Gender

Additional group (please state)

Sexual orientation

Additional group (please state)

Age group

Additional group (please state)

Disability

Additional characteristics

If the fields above are blank, this organization does not serve that demographic specifically.

Audience

The organization does not seek to primarily serve a specific audience.

Racial/ethnic group

Additional group (please state)

Gender

Additional group (please state)

Sexual orientation

Additional group (please state)

Age group

Additional group (please state)

Disability

Additional characteristics

Additional group (please state)

Community type served

Suburban

If the fields above are blank, this organization does not serve that demographic specifically.

Revenue Details

Operating Revenue	FY 2025	FY 2025	FY 2025
Earned - Program	Total	Unrestricted	Restricted
Subscriptions	\$0	\$0	
Membership fees - individuals	\$0	\$0	\$0
Membership fees - organizations	\$0	\$0	
Ticket sales & admissions	\$8,370	\$8,370	
Education revenue	\$0	\$0	
Publication sales	\$0	\$0	
Gallery sales	\$0	\$0	
Contracted services & touring fees	\$0	\$0	
Royalty & reproduction revenue	\$0	\$0	
Earned - program not listed above	\$0	\$0	
Total earned - program	\$8,370	\$8,370	
Earned - Non-program			
Rental revenue	\$0	\$0	
Sponsorship revenue	\$0	\$0	
Attendee-generated revenue not listed above	\$0	\$0	
Earned - non-program not listed above	\$0	\$0	
Total earned - non-program	\$0	\$0	
Total earned revenue	\$8,370	\$8,370	

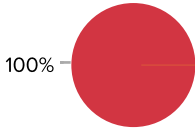
	FY 2025	FY 2025	FY 2025
Contributed	Total	Unrestricted	Restricted
Trustee & board	\$640	\$640	
Individual	\$36,691	\$36,691	
Corporate	\$22,895	\$22,895	
Foundation	\$0	\$0	
State government	\$10,767	\$10,767	
In-kind operating contributions	\$5,000	\$5,000	
Special fundraising events	\$0	\$0	
Net assets released from restriction	\$0	\$0	
Total contributed revenue	\$75,993	\$75,993	
Operating investment revenue	\$0	\$0	\$0
Total operating revenue	\$84,363	\$84,363	\$0
Total operating revenue less operating in-kind	\$79,363	\$79,363	\$0
Total revenue	\$84,363	\$84,363	\$0
Total revenue less in-kind	\$79,363	\$79,363	\$0

Revenue Narrative

FY 2025 The Gahanna Area Arts Council held our annual events including Bright Blocks, GAAC Presents and participated in our city wide fundraising campaign.

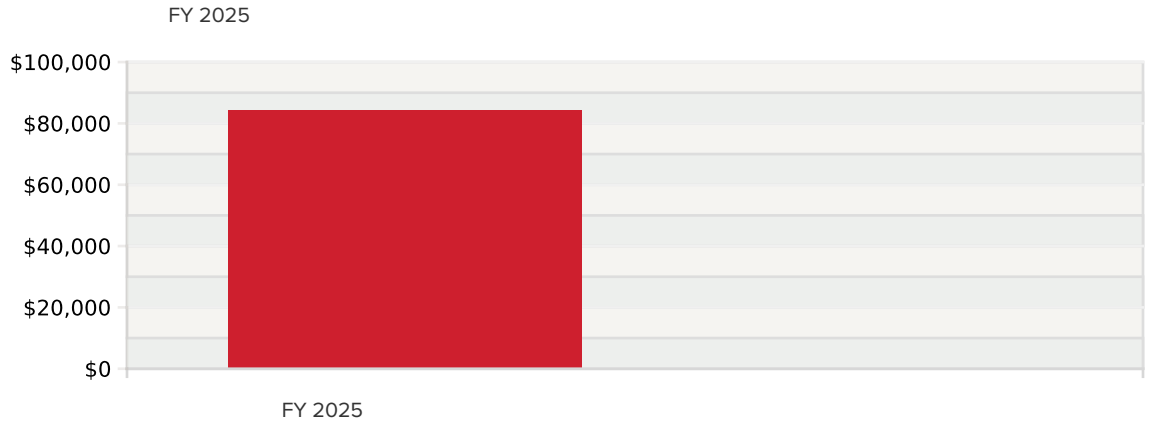
Earned Revenue

- Program Revenue
- Non-program Revenue



Revenue by Restriction

- Unrestricted
- Restricted



Fundraising Activity

	FY 2025
Contributions -- operating <i>(Includes unrestricted & restricted)</i>	\$75,993
Fundraising expenses -- operating	\$0
Total operating expenses	\$58,714

This organization has not provided data to populate this section.

**Fundraising
Expense
Percentages**

- As a % of total expenses
- As a % of total contributions



	FY 2025		
	Contribu- -tions	Number of contributors	Average contribution
Trustee & Board	\$640	12	\$53
Individual	\$36,691	150	\$245
Corporate	\$22,895	18	\$1,272
Foundation	\$0		n/a
Government <i>(Includes tribal contributions)</i>	\$10,767	2	\$5,384
Total	\$70,993	182	\$390
Number of Board Members		5	
% of board members who contribute		240%	

Expense Details

	FY 2025
Personnel expenses - Operating	
Independent contractors	\$34,909
Total personnel expenses - Operating	\$34,909
Non-personnel expenses - Operating	
Occupancy costs	\$990
Non-personnel expenses not listed above	\$22,815
Total non-personnel expenses - Operating	\$23,805
Total operating expenses	\$58,714
Total expenses	\$58,714
Total expenses less in-kind	\$53,714
Change in net assets	\$25,649

Expense Narrative

FY 2025 The Gahanna Area Arts Council expenses were in line with annual programming including Bright Blocks, GAAC Presents and our annual fundraising campaign.

Balance Sheet

This organization has not provided data to populate this section. Unaudited organizations are not required to complete a balance sheet. Organizations with expenses under \$50,000 and entities under a parent are not given the option to complete a balance sheet.

Balance Sheet Narrative

This organization has not provided data to populate this section. Unaudited organizations are not required to complete a balance sheet. Organizations with expenses under \$50,000 and entities under a parent are not given the option to complete a balance sheet.

Balance Sheet Metrics

This organization has not provided data to populate this section. Unaudited organizations are not required to complete a balance sheet. Organizations with expenses under \$50,000 and entities under a parent are not given the option to complete a balance sheet.

Attendance

	FY 2025
Total attendance	
Paid	10,450
Free	500
Total	10,950
In-person attendance	
Paid	10,450
Free	500
Total	10,950
Digital attendance	
Paid	0
Free	
Total	0
In-person attendees 18 and under	2,500
Programs in schools	FY 2025
Children served in schools	0
Hours of instruction	0

Program Activity

In-person activity	FY 2025	
	Distinct offerings	# of times offered
Productions (self-produced)	0	
Productions (presented)	1	1
Classes/assemblies/other programs in schools	0	0
Classes/workshops (outside of schools)	0	0
Field trips/school visits	0	0
Guided tours	0	0
Lectures	0	0
Permanent exhibitions	0	
Temporary exhibitions	1	
Traveling exhibitions (hosted)	0	
Films screened	0	0
Festivals/conferences	0	0
Readings/workshops (developing works)	0	0
Community programs (not included above)	2	2
Additional programs not listed above	0	0

NOTE: Data entered prior to 2021 combines information about physical and digital programs. It has been included in the physical program lines.

Program Activity

Digital activity	FY 2025		
	Distinct offerings	# times digitally offered	On-demand
Productions (self-produced)	0	0	0
Productions (presented)	0	0	0
Classes/assemblies/other programs in schools	0	0	0
Classes/workshops (outside of schools)	0	0	0
Field trips/school visits	0	0	0
Guided tours	0	0	0
Lectures	0	0	0
Permanent exhibitions			0
Temporary exhibitions			0
Traveling exhibitions (hosted)			0
Films screened	0	0	0
Broadcast productions		0	0
Festivals/conferences	0	0	0
Readings/workshops (developing works)	0	0	0
Community programs (not included above)	0	0	0
Additional programs not listed above	0	0	0

NOTE: Data entered prior to 2021 combines information about physical and digital programs. It has been included in the physical program lines.

Digital activity financials	FY 2025	
	Total	Associated with digital program delivery
Earned revenue	\$8,370	\$0
Contributed revenue	\$75,993	\$0
Operating expense	\$58,714	\$0

Program Activity

	FY 2025
Fiscally sponsored projects	1
Amount distributed to fiscally sponsored projects	\$7,000
Residencies	0
Scholarships awarded	0
Amount awarded in scholarships	\$0
Other grants awarded	1
Amount awarded in grants	\$17,825
Public art installations	5
Works commissioned	1
Films produced	0
World premieres	0
National premieres	0
Local/regional premieres	0
Published works (physical)	0
Published works (digital)	0
Private lessons (in-person)	0
Private lessons (digital)	0
Competitions	0
Open rehearsals	0

NOTE: Data entered prior to 2021 combines information about physical and digital programs. It has been included in the physical program lines.

Program Activity Narrative

FY 2025	GAAC held our annual events including Bright Blocks, GAAC presents as well as assisted with fiscal management of the 2025 inaugural Juneteenth Festival.
---------	--

Workforce

	FY 2025
Number of People	
Volunteers	20
Independent contractors	25
Interns and apprentices	0
Total positions	45

Personnel Expenses

	FY 2025
Personnel expenses - Operating	
Independent contractors	\$34,909
Total personnel expenses - Operating	\$34,909
Total personnel expenses - Non-operating	
Total personnel expenses	\$34,909

Visual & Performing Artists

	FY 2025
Number of visual & performing artists	25
Payments to artists & performers	\$34,909

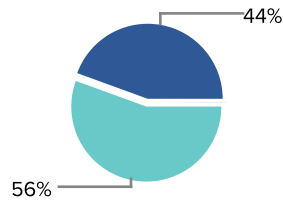
Covid-19 Impact

	FY 2025
Due to COVID-19 crisis restrictions on in-person gatherings and/or stay-at-home orders mandated by government health guidelines, how was staffing affected at your organization:	
Number of employees laid off	0
Number of employees furloughed	0
Of those furloughed or laid off employees, how many (if any) have been brought back?	0

Employees by Type

- Full-time Permanent Employees
- Full-time Temporary Employees
- Part-time Permanent Employees
- Part-time Temporary Employees
- Volunteers
- Independent Contractors
- Interns & Apprentices

FY 2025



A display value of 0% signifies a value of less than 0.5%

Full-time Employees and Turnover



FY 2025

- Full-time Permanent
- Full-time Permanent Turnover



FY 2025

- Full-time Temporary
- Full-time Temporary Turnover

Part-time Employees and Turnover



FY 2025

- Part-time Permanent
- Part-time Permanent Turnover



FY 2025

- Part-time Temporary
- Part-time Temporary Turnover