Tax Increment Financing Districts - Gahanna

Eastgate Triangle

Date of Ordinance No.990427	TIF Funds Reimbursements				Expiration Date
	Private Investments		Public Investments		
	Value	Status	Value	Status	
9/20/1999	$ 2,000,000	Complete	N/A	N/A	2030

Repayment to developer

2019 Actual		Actual YTD
Starting Cash Balance	**$**	**1**
Revenue	$	355,593
Expenses	$	(354,082)
Encumbrances	$	-
Balance	**$**	**1,511**

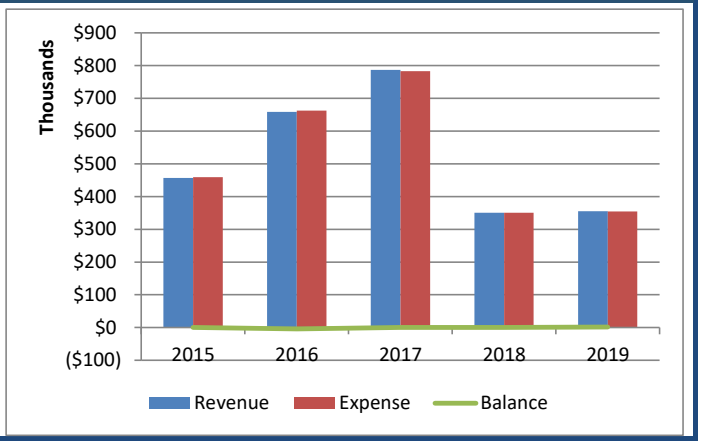

Eastgate Pizzutti

Date of Ordinance No.990164	TIF Funds Reimbursements				Expiration Date
	Private Investments		Public Investments		
	Value	Status	Value	Status	
8/16/1999	N/A	N/A	$ 2,900,000	Complete	2030

Repaying other City Funds

2019 Actual		Actual YTD
Starting Cash Balance	**$**	**(13,965)**
Revenue	$	386,803
Expenses	$	(313,206)
Encumbrances	$	-
Balance	**$**	**59,631**

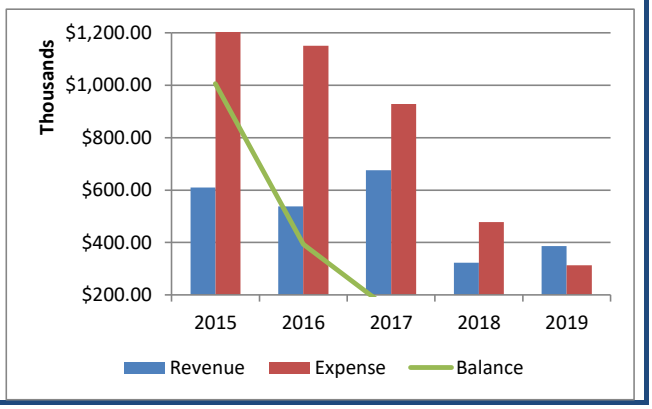

Manor Homes

Date of Ordinance ORD-0267-2005	TIF Funds Reimbursements				Expiration Date
	Private Investments		Public Investments		
	Value	Status	Value	Status	
12/27/2005	$ 1,071,977	Complete	$ 828,023	Complete	2036

Debt service transfer

2019 Actual		Actual YTD
Starting Cash Balance	**$**	**214,219**
Revenue	$	320,637
Expenses	$	(487,829)
Encumbrances	$	-
Balance	**$**	**47,027**

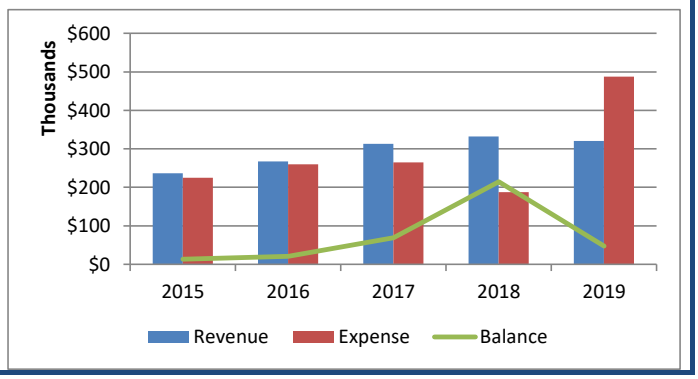

Tax Increment Financing Districts - Gahanna

Olde & West Gahanna

Date of Ordinance ORD-0214-2005	TIF Funds Reimbursements					Expiration Date
	Private Investments		Public Investments			
	Value	Status		Value	Status	
12/27/2005	N/A	N/A	$	104,286	Complete	2036

Township, walnut design. Encumbrance is for Walnut and Carpenter design/construction

2019 Actual		Actual YTD
Starting Cash Balance	**$**	**530,017**
Revenue	$	265,595
Expenses	$	(190,346)
Encumbrances	$	(297,129)
Balance	**$**	**308,137**

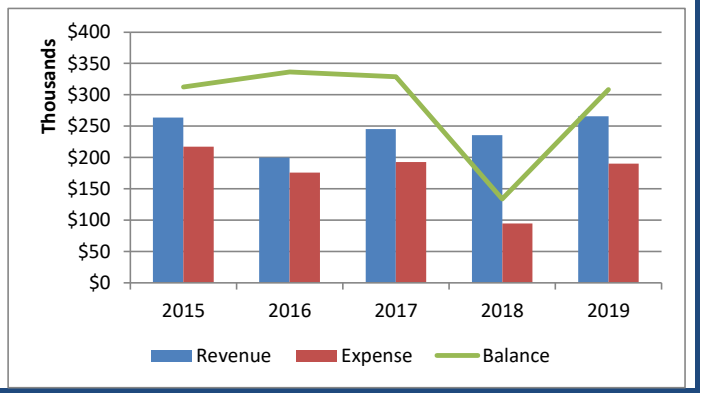

Creekside

Date of Ordinance ORD-0231-2006	TIF Funds Reimbursements					Expiration Date
	Private Investments		Public Investments			
	Value	Status		Value	Status	
12/4/2006	N/A	N/A	$	10,700,000	Complete	2037

Debt service transfers

2019 Actual		Actual YTD
Starting Cash Balance	**$**	**136,866**
Revenue	$	445,063
Expenses	$	(452,972)
Encumbrances	$	-
Balance	**$**	**128,957**

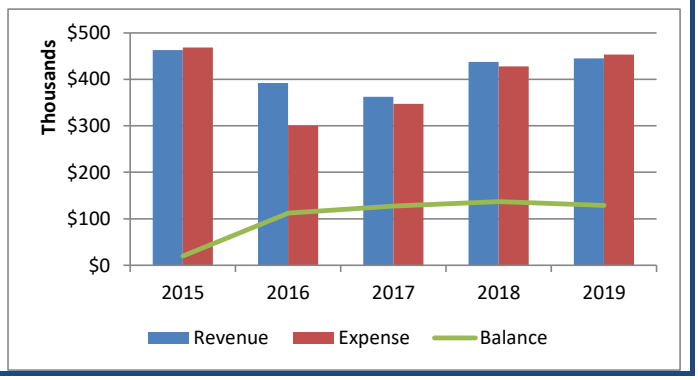

Crescent at Central Park (Formerly Buckles)

Date of Ordinance ORD-0149-2011	TIF Funds Reimbursements					Expiration Date
	Private Investments		Public Investments			
	Value	Status		Value	Status	
8/1/2011	$ -	$ -	$	638,000	Complete	2041

School compensation and repaying city funds

2019 Actual		Actual YTD
Starting Cash Balance	**$**	**6,205**
Revenue	$	181,451
Expenses	$	(172,979)
Encumbrances	$	-
Balance	**$**	**14,676**

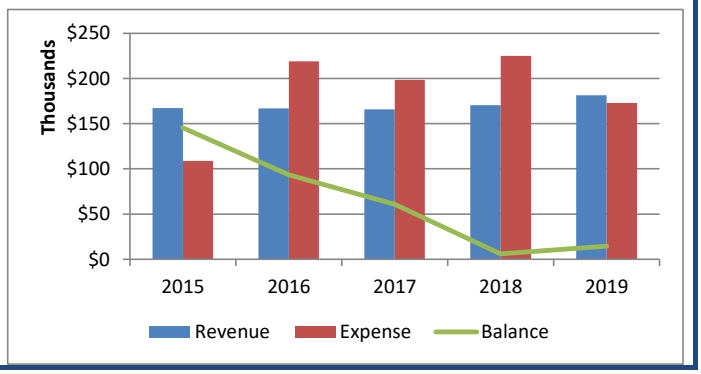

Tax Increment Financing Districts - Gahanna

Hamilton Road

Date of Ordinance ORD-0027-2013	TIF Funds Reimbursements					Expiration Date
	Private Investments			Public Investments		
	Value		Status	Value	Status	
2/4/2013	$	750,000	Complete	$ -	-	Varying

Developer repayment

2019 Actual		Actual YTD
Starting Cash Balance	**$**	**13,474**
Revenue	$	508,061
Expenses	$	(295,388)
Encumbrances	$	-
Balance	**$**	**226,147**

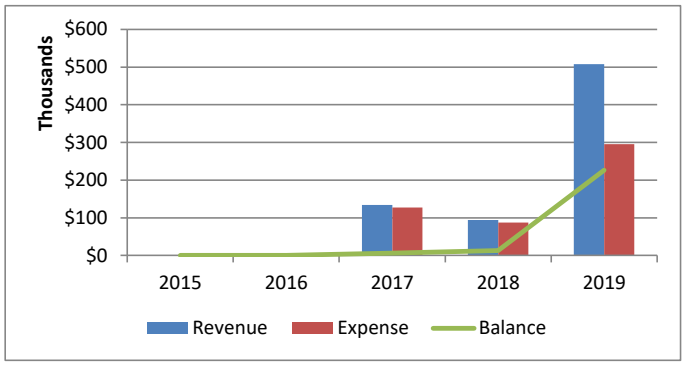

Central Park

Date of Ordinance ORD-0141-2013	TIF Funds Reimbursements					Expiration Date
	Private Investments			Public Investments		
	Value		Status	Value	Status	
12/16/2013	$	-	?	$ -	?	2043

Lighting enhancements/repair. Encumbrance is for additional enhancements/repair

2019 Actual		Actual YTD
Starting Cash Balance	**$**	**639,982**
Revenue	$	1,543,358
Expenses	$	(31,543)
Encumbrances	$	-
Balance	**$**	**2,151,797**

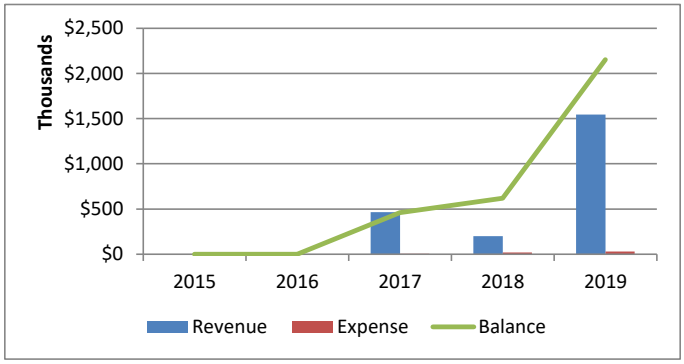

North Triangle

Date of Ordinance ORD-0069-2014	TIF Funds Reimbursements					Expiration Date
	Private Investments			Public Investments		
	Value		Status	Value	Status	
5/5/2014	$	-	?	$ -	?	Varying

2019 Actual		Actual YTD
Starting Cash Balance	**$**	**-**
Revenue	$	554,935.38
Expenses	$	(4,421.17)
Encumbrances	$	-
Balance	**$**	**550,514.21**

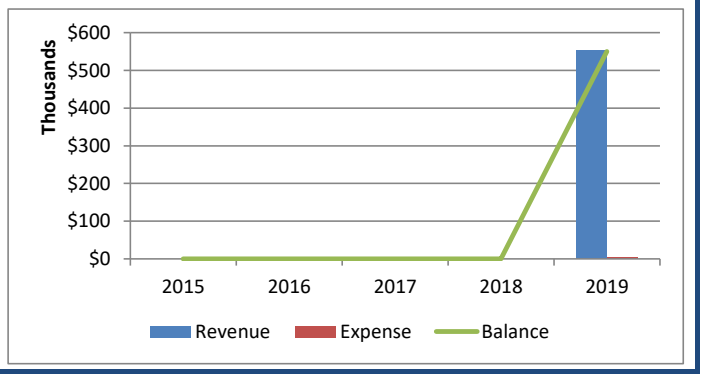

Tax Increment Financing Districts - Gahanna

Johnstown Road

Date of Ordinance ORD-0102-2015	TIF Funds Reimbursements					Expiration Date
	Private Investments			Public Investments		
	Value		Status	Value	Status	
12/7/2015	$	-	?	$ -	?	Varying
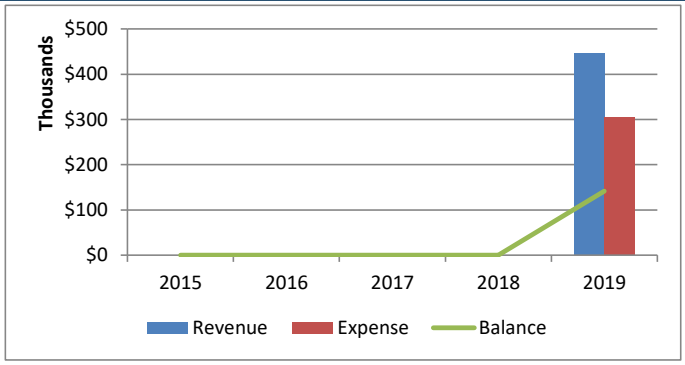
2019 Actual		Actual YTD
Starting Cash Balance	**$**	**-**
Revenue	$	446,529.02
Expenses	$	(304,754.74)
Encumbrances	$	-
Balance	**$**	**141,774.28**