

Plan No. 40505

PAYMENT SCHEDULE TO GOLF CAR/UTILITY VEHICLE SERVICE AGREEMENT

Customer CITY OF GAHANNA - GOLF COURSEBilling Address 200 S HAMILTON ROADCity GAHANNA County FRANKLIN State OH Zip 43230Contact Person _____ Telephone 614-342-4270

E-Mail Address _____ Fax _____

Location of Equipment (if different from address above)Address Same

City _____ County _____ State _____ Zip _____

Contact Person _____ Telephone _____

Description of Covered Equipment:

Qty.		Qty.	
25	2005 GAS		
1	TURF 1		

Terms: This Service Agreement term shall commence on May 1, 2012 and continue through October 31, 2012. Payment schedule is summarized below based on quantity of vehicles listed above, times the per car rate quoted by Century representative on attached plan document. Taxes, if applicable, will be added. Payments will be invoiced individually, and shall be **due on the 1st day of the month** for each payment period designated in the Schedule of Payments below.

Schedule of Payments

Year	Jan	Feb	Mar	Apr	May	Jun	Jul	Aug	Sep	Oct	Nov	Dec
2012					593.67	593.67	593.67	593.67	593.67	593.67		

Service Plan Chosen: _____

Other Comments: WEEKLY VISIT IN 2012 SEASON THEN WINTER SERVICE AFTER 2012
SEASON IS OVER

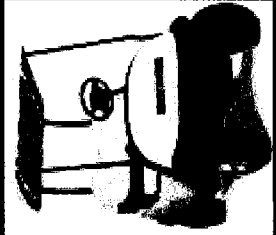
Century Rep: _____ Customer: _____

(date)Title _____ Title _____
(date)




CENTURY *Equipment*

FLEET SERVICE PLANS

Gold	Silver	Bronze	Standard	
\$	\$			Weekly scheduled visits by a factory trained technician (May thru August)
\$	\$			Weekly review of service logbook
		\$	\$	Century "On Call" service with 2 business day guarantee (includes Saturday)
\$	\$	\$	\$	Factory certified warranty repairs at no charge
\$	\$	\$		"Fair Wear & Tear" items repaired at no charge
\$	\$	\$		Non "Fair Wear & Tear" items repaired at discounted rates
			\$	Non-warranty repairs at standard rates and service call charge
\$			0	Annual "Off Season" service and inspection
	\$	\$	0	Biennial "Off Season" service and inspection
\$	\$	\$	\$	Training for course personnel on proper battery watering and charging procedures and fluid level maintenance
0	0	0	0	Battery watering and maintenance (electric cars)
0	0	0	0	Flat tire repair
\$	\$	\$	No Charge	Annual charge for standard services



S = Service included in standard package
 O = Optional service available for additional charge



Factory Authorized
 Club Car Distributor in Ohio,
 Michigan, Indiana, and Kentucky



Annual Service Procedure Sheet

ELECTRIC

- ☐ Power wash vehicle.
- ☐ Inspect front wheel bearings.
- ☐ Inspect, clean and adjust rear brakes.
- ☐ Check and fill differential oil to proper level.
- ☐ Check steering linkage and adjust as required, including gear box.
- ☐ Check front alignment. Re-align if needed.
- ☐ Lube front suspension and all other fittings.
- ☐ Lube brake shaft bearing and return spring as required.
- ☐ Check accelerator pedal and linkage for free movement and return as required.
- ☐ Lube accelerator push rod pivots.
- ☐ Check and correct battery water level.
- ☐ Check battery tops and terminals.
- ☐ Check battery hold down and coat terminal connections.
- ☐ Check charger receptacle.
- ☐ Check car for proper solenoid engagement and V-glide slide.
- ☐ Check reverse buzzer operation.
- ☐ Check motor wires and resistors for loose connections.
- ☐ Check F&R switch for free contact movement, lube if necessary.
- ☐ Check tires for wear and damage and adjust tire pressure: 18 to 20 PSI.
- ☐ Check seat bolts. Tighten if necessary.

GAS

- ☐ Power wash vehicle.
- ☐ Inspect front wheel bearings.
- ☐ Inspect, clean and adjust rear brakes.
- ☐ Check and fill differential oil to proper level.
- ☐ Check transmission oil level.
- ☐ Check steering linkage and adjust as required, including gearbox.
- ☐ Check front alignment. Re-align if needed.
- ☐ Lube front suspension and all other fittings.
- ☐ Lube brake shaft bearing and return spring as required.
- ☐ Check accelerator pedal and linkage for free movement and return as required.
- ☐ Lube governor and accelerator pivots.
- ☐ Check governor settings, adjust to specs.
- ☐ Replace air filter and check mounting bolts.
- ☐ Replace fuel filters, check fuel lines and tank as required.
- ☐ Change engine oil and filter. Check oil light operation.
- ☐ Check torque converter operation.
- ☐ Check transmission shift linkage.
- ☐ Lube F & R lever pivot.
- ☐ Check exhaust for leaks or breaks.
- ☐ Check condition of muffler and brackets.
- ☐ Inspect drive belt.
- ☐ Inspect starter/generator brushes.
- ☐ Check starter/generator belt, adjust as required.
- ☐ Check tires for wear and damage and adjust tire pressure: 12 to 14 PSI.
- ☐ Check seat bolts, engine mounts, differential, F & R lever screw. Tighten if necessary.
- ☐ Inspect battery cables. Spray cables. Check water level & hold downs.
- ☐ Check reverse buzzer operation.
- ☐ Check charging system.



CENTURY *Equipment*

